

# Somalia

1 - 28 February 2023

In February, 234,000 new internal displacements were monitored by the UNHCR-led Protection and Returns Monitoring Network (PRMN). Drivers include drought related (84,000), conflict and insecurity (144,000) and others (6,000) displacements related to floods were recorded.

Galgaduud (148,000) received the highest number of displaced persons followed by Banadir (58,000), Nugaal (57,000) and Bay (46,000) regions.



## Refugees & Asylum-Seekers

At the end of February 2023, there were 35,119 refugees and asylum-seekers registered in Somalia, mainly from Ethiopia (23,493 asylum seekers and refugees), Yemen (10,071 refugees and asylum seekers) and Syria (1,254 refugees and asylum seekers). The remaining 299 persons of concerns were from other countries.

Region	Ethiopia	Yemen	Other
Woq. Galbeed	10,309	4,999	1,115
Bari	7,886	1,898	92
Nugaal	2,600	211	17
Mudug	1,356	33	24
Togdheer	191	136	35
Sanaag	129	19	4
Awdal	294	170	9
Banadir	12	2,474	259
Sool	11	12	
Middle Shabelle			
Lower Shabelle		110	
Other			
<b>TOTAL</b>	<b>23,493</b>	<b>10,071</b>	<b>1,555</b>

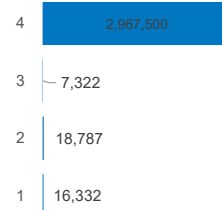


## Refugee Returnees (2020 - 2023)

Since January 2020, 6,266 Somali refugees have returned to Somalia. This figure includes Voluntary Repatriation from Kenya (923) and Assisted Spontaneous Returnees (ASR) from Yemen (951). Approximately 5,113 Somalis were monitored as arriving from Yemen since January 2020.

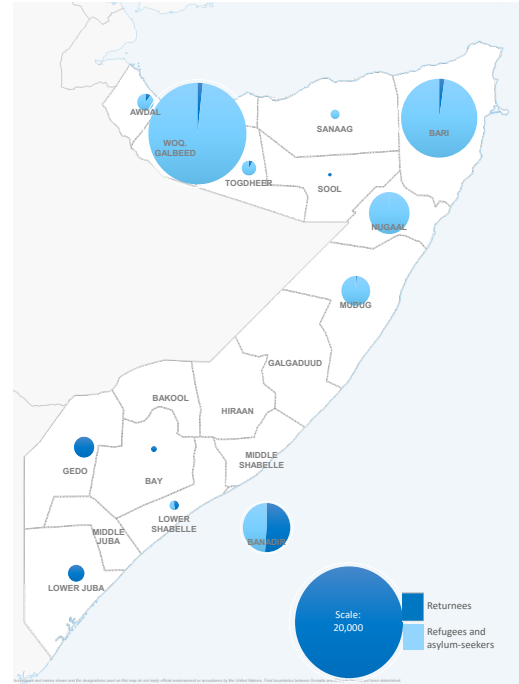
Region	Kenya	Yemen	Other
Lower Juba	462	6	2
Banadir	411	685	
Bay	50	15	19
Togdheer		4	2
UNREG		1	5
Gedo			11
Nugaal		1	3
Hiraan		3	
Woq. Galbeed		76	344
Lower Shabelle		49	1
Awdal		1	5
Other		110	
<b>TOTAL</b>	<b>923</b>	<b>951</b>	<b>335</b>

## Population of concern

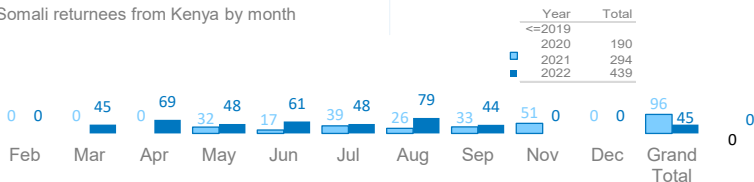


\*Estimated internally displaced persons as of November 2020 (Source: Information Management Working Group)

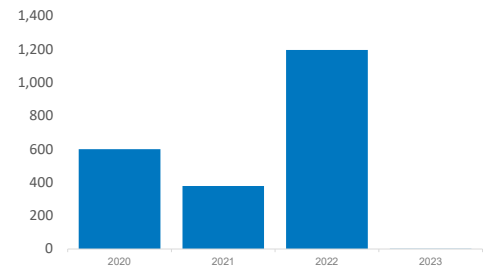
## Returnees, refugee and asylum seekers map



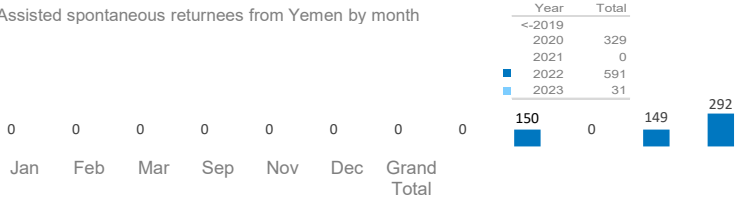
### Somali returnees from Kenya by month



### Number of returnees (with assistance from UNHCR) since 2019



### Assisted spontaneous returnees from Yemen by month

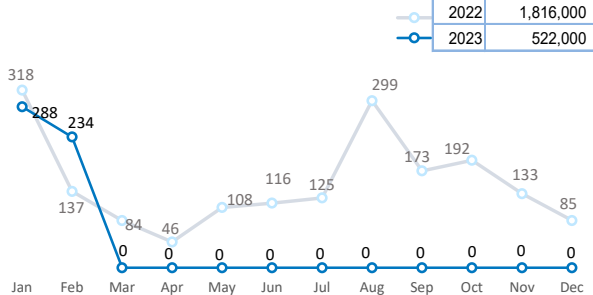


## Somalia Internal DISPLACEMENT

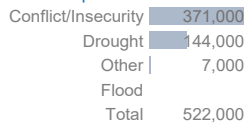
Displacements monitored by UNHCR Protection and Return Monitoring Network (PRMN)

### Monthly internal displacement (2022 - 2023)

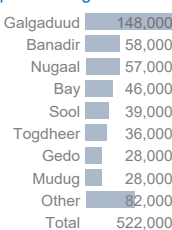
(in thousands)



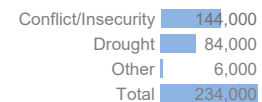
### 2023 displacement reasons



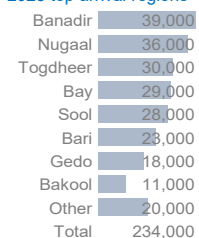
### 2023 top arrival regions



### February 2023 displacement reasons

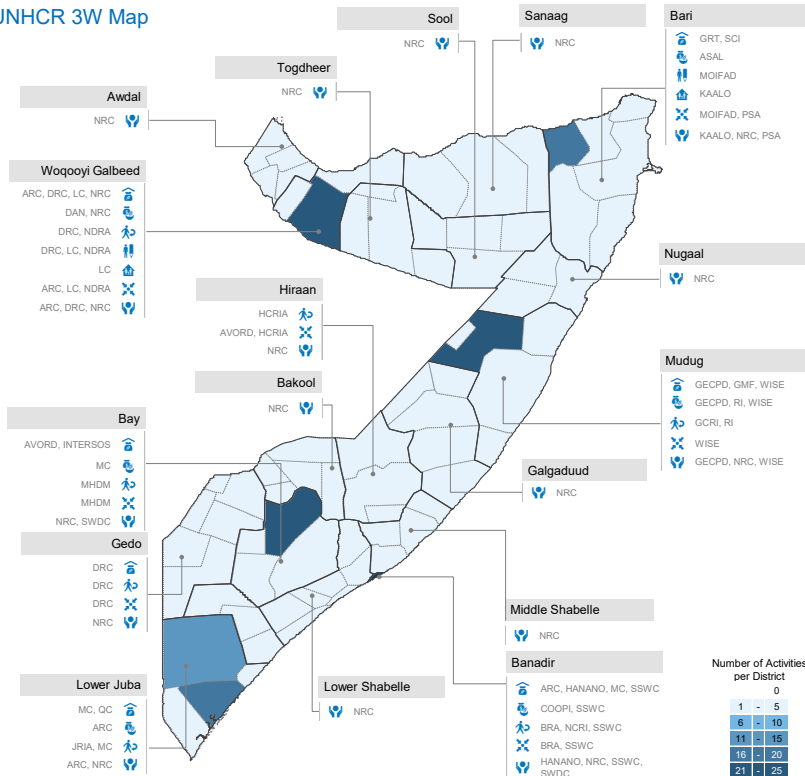


### February 2023 top arrival regions



# Somalia

UNHCR 3W Map



Number of activities by region and category

Region	Category 1	Category 2	Category 3	Category 4	Category 5	Category 6	Category 7
Awdal							4
Bakool							5
Banadir	10	3	3			3	9
Bari	6	2	1	4	1	1	8
Bay	8	3	3			1	12
Galgaduud							5
Gedo	2		2			1	6
Hiraan			1				3
Middle Juba							3
Lower Juba	11	1	6				19
Mudug	5	3	4	1		1	11
Nugaal							3
Sanaag							4
Middle Shabelle							4
Lower Shabelle							7
Sool							4
Togdheer							4
Woqooyi Galbeed	6	3	5	2	3	1	6

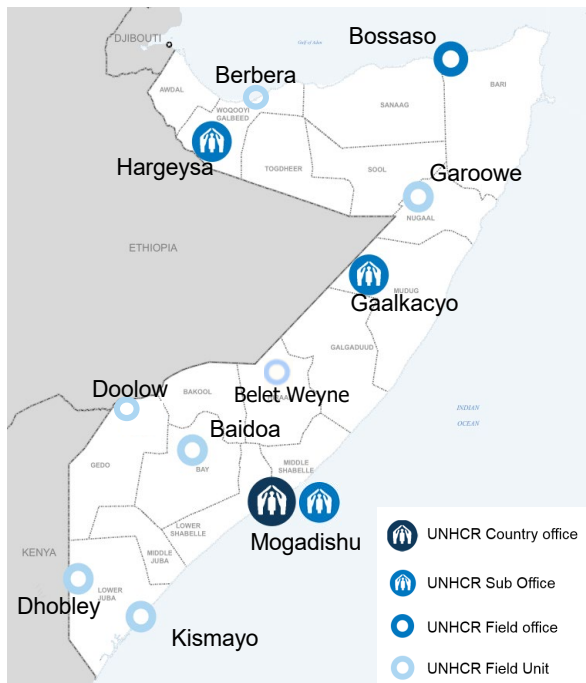
Category	Sub-category
BASIC NEEDS AND ESSENTIAL SERVICES	Water, Transport, Cash Grants, Core Relief Items, Education, Health
LEADERSHIP, COORDINATION AND PARTNERSHIPS	Cluster Coordination - Protection, Shelter, CCCM
FAVOURABLE PROTECTION ENVIRONMENT	Facility Rehabilitation, Equipment, Peaceful Coexistence
FAIR PROTECTION PROCESSES AND DOCUMENTATION	Registration, Profiling, Civil Documentation
DURABLE SOLUTIONS	Return Assistance, Transit Center, Counseling
SECURITY FROM VIOLENCE AND EXPLOITATION	Legal Protection, SIGV Prevention & Response, Material Assistance, PRMN
COMMUNITY EMPOWERMENT, SELF RELIANCE AND SELF MANAGEMENT	Cash Grants, Employment, Business, Vocational Training
LOGISTICS AND OPERATIONS SUPPORT	PDM, Warehouse Management, Transport

## UNHCR Presence

**Staff**  
117 National Staff  
46 International Staff  
32 Affiliate Workforce

## Offices

1 Country Office in Mogadishu  
3 Sub-Offices in Gaalkacyo, Hargeysa and Mogadishu  
1 Field Office in Bossaso  
6 Field Units in Baidoa, Belet Weyne, Dhobley, Garoowe, Kismayo, Berbera and Doolow  
1 Support Office in Nairobi



## Contact

**Magatte Guisse**, Representative, Somalia  
guisse@unhcr.org, Cell: +252 611 634 665

## Links

[Somalia: Global Focus](#) - [Somalia: Information sharing portal](#) - [UNHCR Somalia](#) - [@UNHCRSom](#) - [Facebook: UNHCR Somalia](#) - [Somalia internal displacement](#)

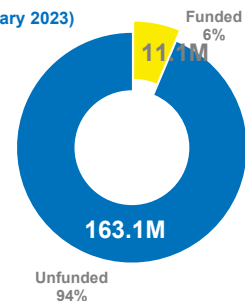
UNHCR is grateful for the generous contributions of donors who have directly contributed to the UNHCR Somalia operation in 2023



Sources: UNHCR, UNDP

Funding (as of 7 February 2023)

**USD 174.2 M**  
requested for Somalia



## UNMARKED CONTRIBUTIONS | USD

Sweden 77.6 million | Norway 63.1 million | Denmark 35.6 million  
| Netherlands 34.1 million | Germany 23.1 million | Switzerland 18.9 million | Belgium 11.9 million | Ireland 11.9 million

Algeria | Australia | Bulgaria | Canada | Estonia | Finland | Iceland | Luxembourg | Malta | Monaco | Montenegro | New Zealand | Philippines | Republic of Korea | Saudi Arabia | Serbia | Singapore | Thailand | Turkey | Uruguay | Private donors