


Active Registered Persons Of Concern


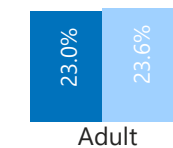
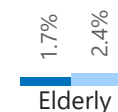
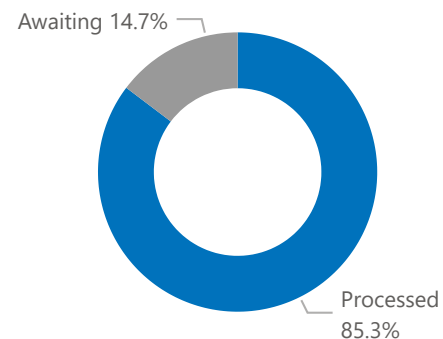
672,804



Age and Gender

Gender	0-4	5-11	12-17	18-35	36-59	60+
Male	47,473	71,583	50,889	96,933	57,804	11,370
Female	45,411	67,783	48,386	95,431	63,642	16,099
Total	92,884	139,366	99,275	192,364	121,446	27,469
	13.8%	20.7%	14.8%	28.6%	18.1%	4.1%

Biometric Statistics



● Male ● Female

Origin Country

SYR	672,804	100.0%
-----	---------	--------

Specific Needs

Serious medical condition	76,433	10.1%
Specific legal and physical protection needs	33,673	4.4%
Child at risk	28,224	3.7%
Disability	Under Validation	
Single parent	16,102	2.1%
Woman at risk	11,464	1.5%
Older person at risk	6,197	0.8%
Unaccompanied or separated child	2,067	0.3%
Individuals with Specific Needs	144,099	19.0%

* An individual can have mre than one specific need

Year of Arrival

Pre 2011	10,183	1.9%
2011	20,916	4.0%
2012	146,157	27.8%
2013	242,406	46.2%
2014	58,159	11.1%
2015	13,673	2.6%
2016	24,104	4.6%
2017	2,887	0.5%
2018	2,436	0.5%
2019	2,117	0.4%
2020	1,843	0.4%
2021	129	0.0%

babies who are represented under the registration trend.

Registration Trend

Pre - 2011	1,425	0.1%
2011	2,361	0.2%
2012	130,065	9.5%
2013	667,440	48.6%
2014	121,371	8.8%
2015	41,020	3.0%
2016	53,612	3.9%
2017	28,677	2.1%
2018	27,527	2.0%
2019	22,284	1.6%
2020	13,275	1.0%
2021	21,784	1.6%

Registration Trend Quarterly

● Arrival ● Registered

