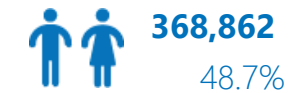
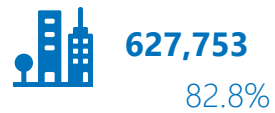


Active Registered Persons Of Concern


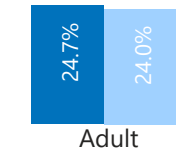
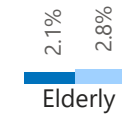
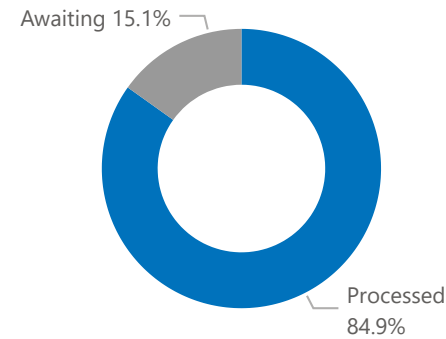
757,776



Age and Gender

Gender	0-4	5-11	12-17	18-35	36-59	60+
Male	48,162	76,642	55,733	114,889	71,983	16,063
Female	45,994	72,470	52,787	107,851	74,139	21,063
Total	94,156	149,112	108,520	222,740	146,122	37,126
	12.4%	19.7%	14.3%	29.4%	19.3%	4.9%

Biometric Statistics



Origin Country

SOM	692	0.1%
other	1,454	0.2%
SUD	5,999	0.8%
YEM	12,791	1.7%
IRQ	66,631	8.8%
SYR	670,209	88.4%

Specific Needs

Serious medical condition	90,080	11.9%
Specific legal and physical protection needs	37,068	4.9%
Child at risk	30,406	4.0%
Disability	20,382	2.7%
Single parent	17,539	2.3%
Woman at risk	14,180	1.9%
Older person at risk	7,347	1.0%
Unaccompanied or separated child	2,243	0.3%

Year of Arrival

Pre 2011	25,434	4.2%
2011	23,823	3.9%
2012	150,450	24.7%
2013	250,613	41.2%
2014	76,016	12.5%
2015	24,616	4.0%
2016	33,768	5.6%
2017	10,293	1.7%
2018	9,596	1.6%
2019	2,090	0.3%
2020	1,527	0.3%
2021	50	0.0%

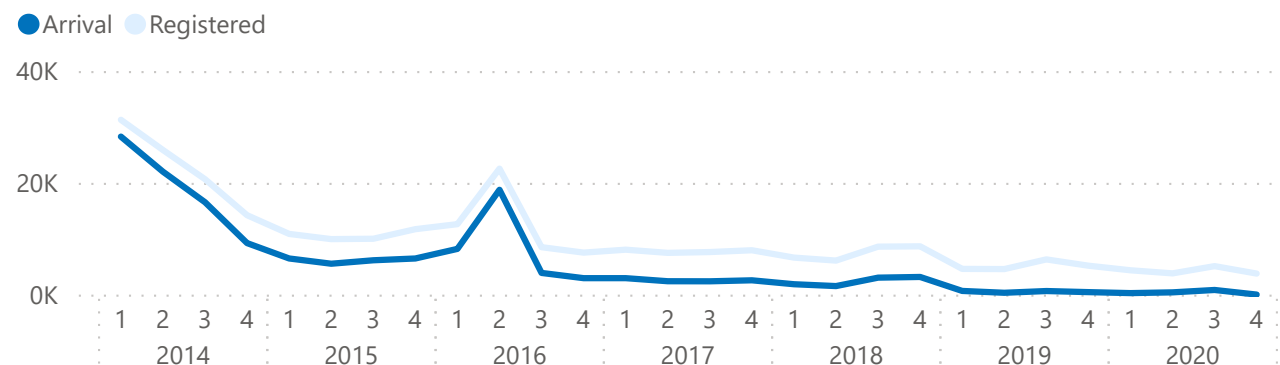
Registration Trend

Pre - 2011	142,896	10.5%
2011	10,988	0.8%
2012	134,856	9.9%
2013	675,324	49.4%
2014	145,769	10.7%
2015	55,248	4.0%
2016	67,720	5.0%
2017	41,335	3.0%
2018	38,811	2.8%
2019	23,924	1.8%
2020	13,830	1.0%
2021	16,191	1.2%

* An individual can have mre than one specific need

Individuals with Specific Needs	162,098	21.4%
---------------------------------	---------	-------

Registration Trend Quarterly



babies who are represented under the registration trend.

