



(as of April 2021)

Key figures

- 54** Implementing Partner
- 52** Programme/ Technical Partner
- 60** Distinct Activities
- 34** Camps

Implementing Partner breakdown

- 16** International partners
- 35** National partners
- 2** UN

Activity Status

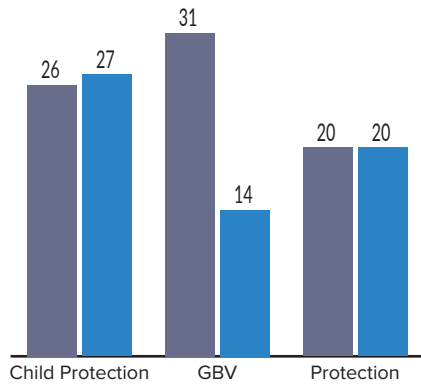
- 8,938** Total Activity
- 6,579** Ongoing activities
- 8** Planned activities (with secured funding)
- 2** Planned activities (with unsecured funding)
- 2,343** Completed activities
- 6** Cancelled

Information in this report is based on protection partner 5W reporting as of April 2021

Creation date: 18 May 2021

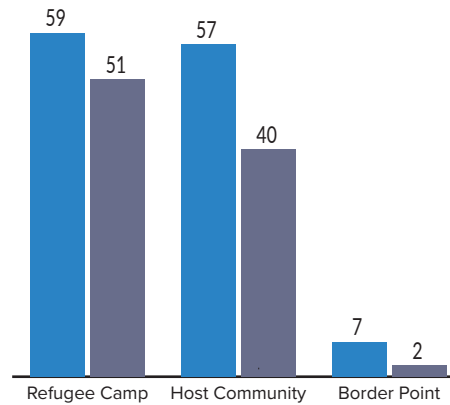
of distinct activities and partners per sub-sector

■ # of Distinct activities
■ # of Implementing partners

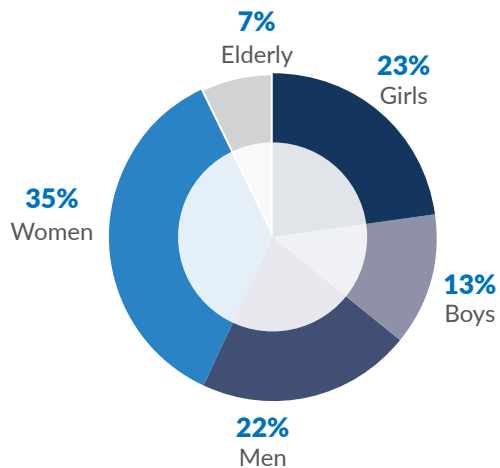


of distinct activities and partners per site

■ # of Distinct activities
■ # of Implementing partners

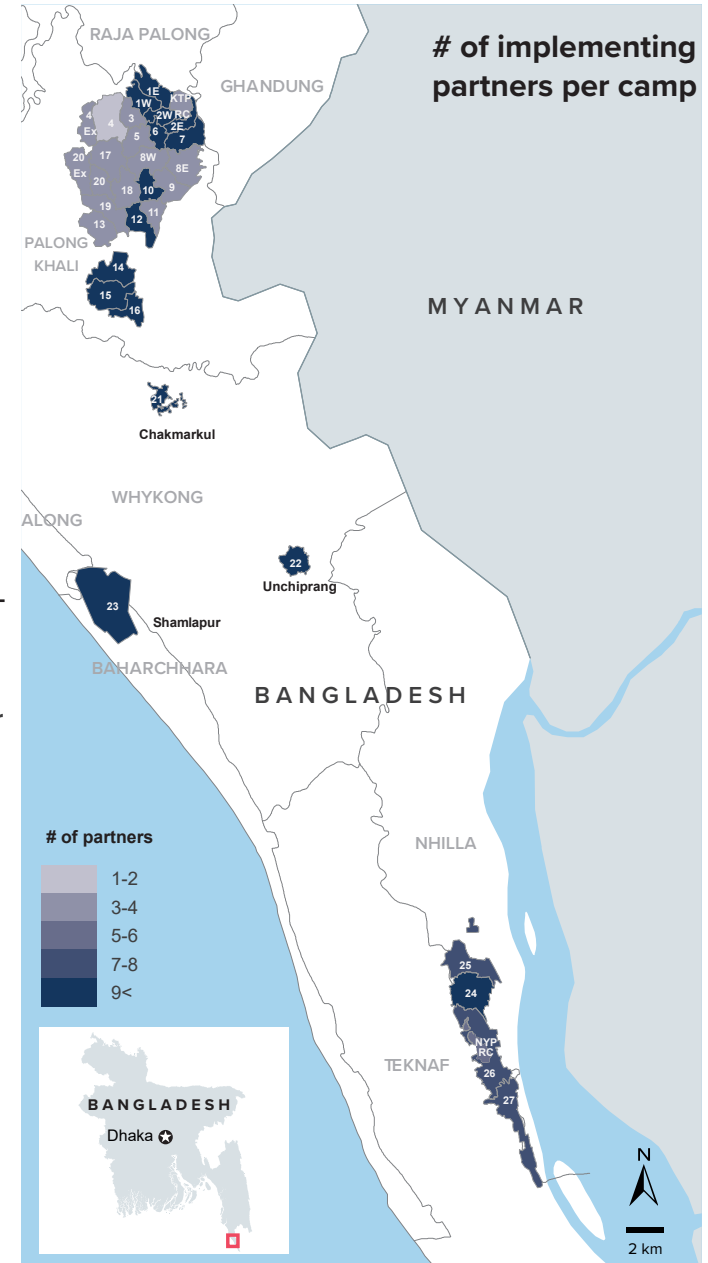
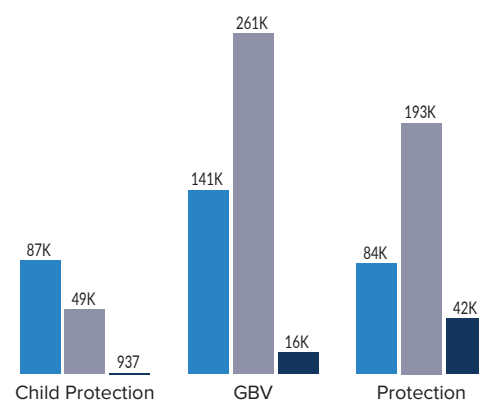


Age of beneficiaries



Breakdown of beneficiaries per sub-sector

■ Children ■ Adults ■ Elderly



The boundaries and names shown and the designations used on this map do not imply official endorsement or acceptance by the United Nations.

Feedback: bgdcoim@unhcr.org

Sources: Protection Partners