



Key figures

- 50**
Implementing Partner
- 44**
Programme/ Technical Partner
- 56**
Distinct Activities
- 34**
Camps

Implementing Partner breakdown

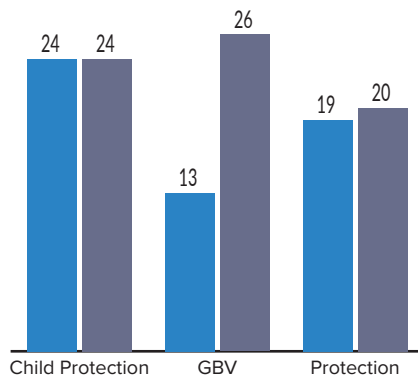
- 16**
International partners
- 32**
National partners
- 2**
UN

Activity Status

- 4,133**
Total Activity
- 3,115**
Ongoing activities
- 9**
Planned activities (with secured funding)
- 2**
Planned activities (with unsecured funding)
- 1,003**
Completed activities
- 4**
Cancelled

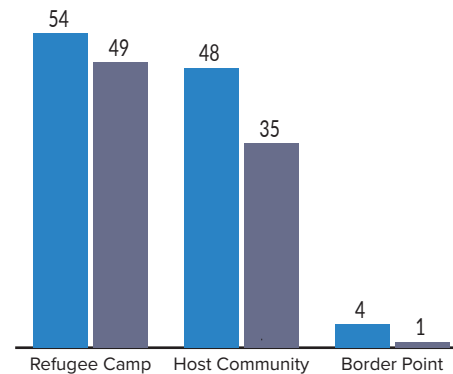
of distinct activities and partners per sub-sector

■ # of Distinct activities
■ # of Implementing partners

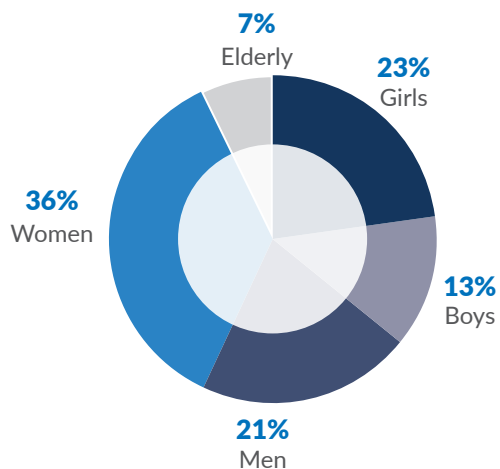


of distinct activities and partners per site

■ # of Distinct activities
■ # of Implementing partners

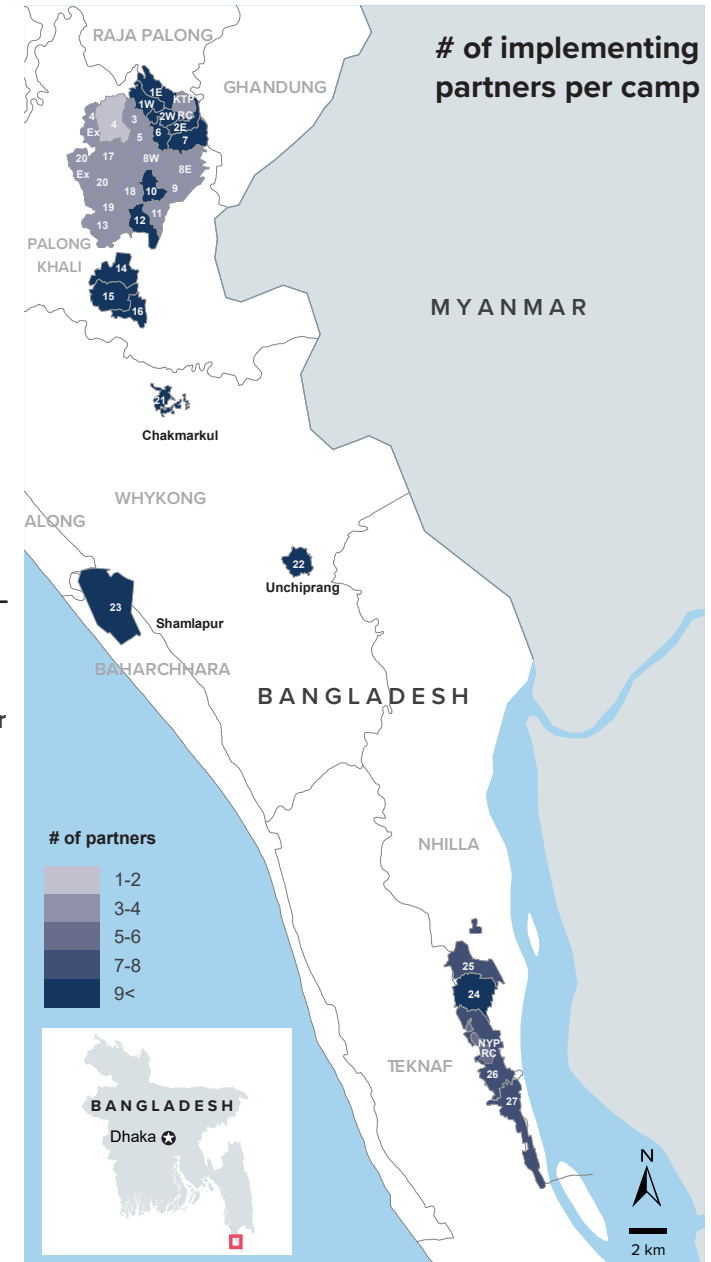
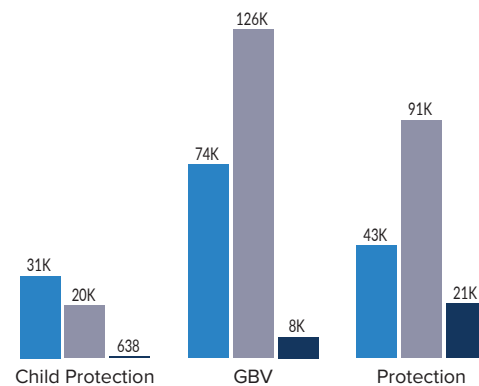


Age of beneficiaries



Breakdown of beneficiaries per sub-sector

■ Children ■ Adults ■ Elderly



The boundaries and names shown and the designations used on this map do not imply official endorsement or acceptance by the United Nations.