

Total Active Registered Persons Of Concern **23,098**



23,097

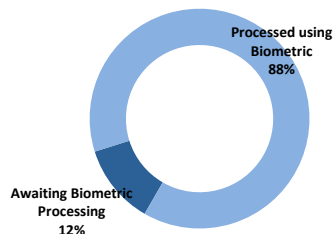
100.0%



1

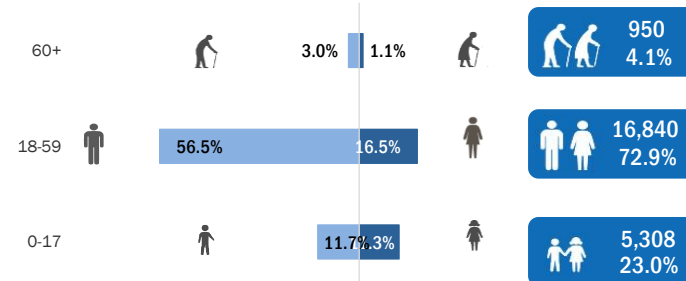
0.0%

Biometric Statistics (IRIS)



UNHCR Jordan

Age-Gender Breakdown



Standard Age and Gender

Age	0-4	5-11	12-17	18-35	36-59	60+	Total	%
Female	926	1,009	670	2,462	1,339	248	6,654	28.8%
Male	950	1,030	723	8,454	4,585	702	16,444	71.2%
Total	1,876	2,039	1,393	10,916	5,924	950	23,098	100%
	8.1%	8.8%	6.0%	47.3%	25.6%	4.1%		

Origion Country

YEM	14,640	63.4%
SUD	6,098	26.4%
SOM	749	3.2%
Other*	1,611	7.0%

Specific Needs

Serious medical condition	2,861	12.4%
Disability	1,260	5.5%
Specific legal and physical protection needs	867	3.8%
Woman at risk	576	2.5%
Child at risk	332	1.4%
Single parent	285	1.2%
Older person at risk	118	0.5%
Unaccompanied or separated child	79	0.3%
Individuals with Specific Needs	4,562	19.8%
Total	6,378	27.6%

* An individual can have more than one specific need

Arrivals**

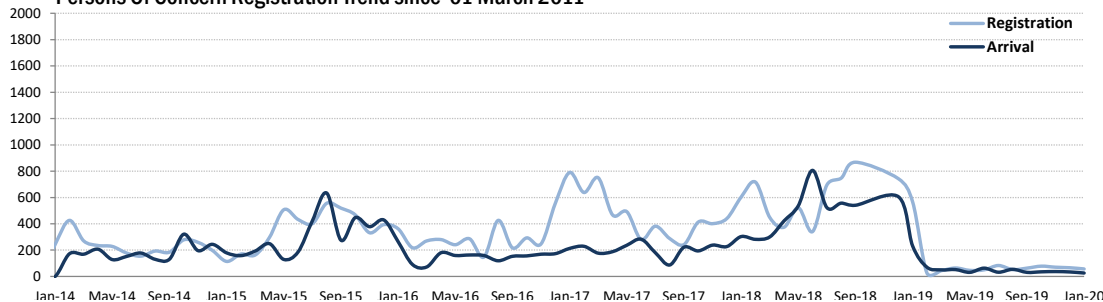
Pre-2011	1,671	7.2%
2011	624	2.7%
2012	1,203	5.2%
2013	2,594	11.2%
2014	2,107	9.1%
2015	3,584	15.5%
2016	1,590	6.9%
2017	2,223	9.6%
2018	5,376	23.3%
2019	53	0.2%
2020	0	0.0%

* The new arrivals excludes newborn babies who will be represented under the registration trend.

Registration Trend

2011	857	3.0%
2012	694	2.4%
2013	2,410	8.5%
2014	2,846	10.0%
2015	4,354	15.4%
2016	3,543	12.5%
2017	5,584	19.7%
2018	8,063	28.4%
2019	1,208	4.3%
2020	242	0.9%

Persons Of Concern Registration Trend since 01 March 2011



* Other nationalities include among others (ARE,LBY,LEB,ETH,RUS...)

**The new arrivals excludes newborn babies who will be represented under the registration trend.

DAG Jordan

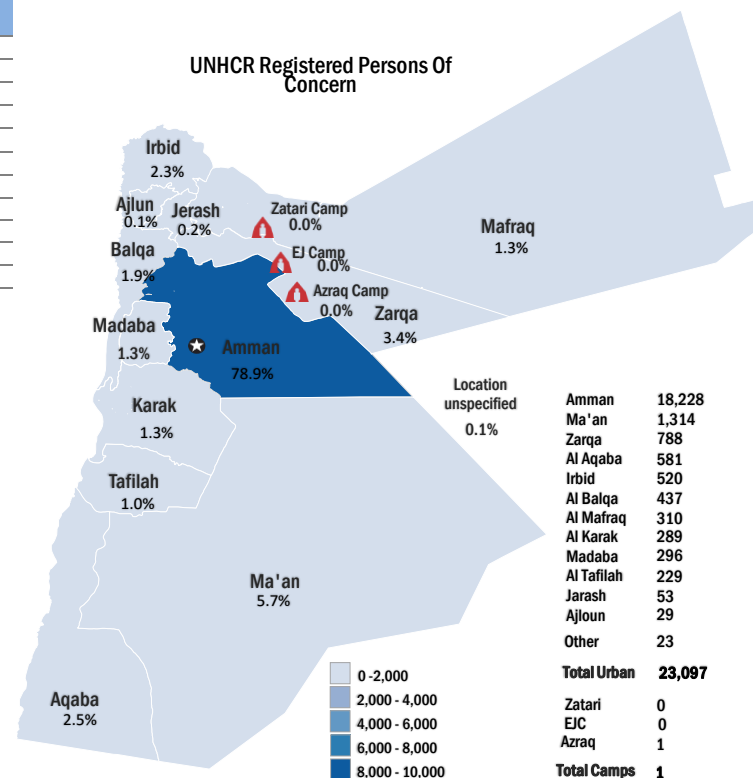
Interagency Portal: <http://data.unhcr.org/Syrianrefugees>

UNHCR on the web: <http://www.unhcr.org> ; <http://www.unhcr.org>

UNHCR on Social network: <http://www.facebook.com/UNHCRJordan> ; <http://twitter.com/ZaatariCamp>

Prepared by Data Analysis Group | Jordan

UNHCR Registered Persons Of Concern



* Coloured map only reflects refugees living outside camps.