



Ministry of Labour Syrian Refugee Unit -- Monthly Progress Report

Syrian Refugee Unit Work Permit Progress Report October 2019

Timeframe	Report includes data gathered through Oct 31, 2019
Report compiled by	Syrian Refugee Unit at the Ministry of Labour
Date submitted	10/11/2019

Introduction

This report was compiled by the Ministry of Labour's (MOL) Syrian Refugee Unit (SRU) and will provide the following:

- Total work permits issued to Syrian refugees.
- Disaggregation of work permits data by gender, type of permit, and location.
- Camp-specific work permits issuances.

January 1, 2016 to October 31, 2019	164,636 permits issued
October, 2019	5,094 permits issued
January 1, 2019 to October 31, 2019	33,226 permits issued
<i>Of which issued from camps February 2017 to October 31, 2019</i>	37,211 permits issued



Ministry of Labour Syrian Refugee Unit -- Monthly Progress Report

Highlights

- **5,094** WP's were issued in October 2019, the situation returned to applying working according to the comprehensive instructions Document related to the employment of Syrian labour which has been published in the Official Gazette in Issue No. 5549 Date of 2/12/2018.
- During October 2019, **702** flexible WP's were issued in the construction sector under the umbrella of the General Federation of Jordanian Trade Unions (GFJTU), with total of **27,383** WP's.
- **2,255** flexible WP's were issued in October 2019 in the agriculture sector under the umbrella of the cooperatives, with total of **62,566** WP's.
- The eighth Grace Period for Syrian refugees Work Permits valid until 31 December 2019.
- Ministry of labour has started later in September a grace and correction period on regulation migrant workers in the labour market .
- Group of instructions regarding the formalizing of the labour market in Jordan have been published through the media tools. Demonstrating the terms and procedures.
- No change on Syrian refugees measures.



Ministry of Labour Syrian Refugee Unit -- Monthly Progress Report

Analysis

- **Work Permit Issuances by Gender**

Period	Male	Female	Total
January 1, 2016 to October 31, 2019	156,761 (95.2%)	7,875 (4.8%)	164,636
October , 2019	4,834 (94.9%)	260 (5.1%)	5,094
January 1, 2019 to October 31, 2019	33,226 (93.6%)	2,256 (6.4 %)	35,482

- **Work Permit Issuances by Type**

Type	October 2019	Acc / 2018
First-Time Issuance	987	909
Renewal	2,482	1,936
Change of Workplace	850	1,809
Social Security Purposes ¹	38	134
Recruitment ²	0	0
Temporary Permits ³	13	89
Retroactively	724	0
total	5,094	4,877

¹For purposes of collecting the social security entitlements, work permits may be renewed.

² Recruitment involves hiring non-Jordanian workers while they are still in their country of origin and bringing them to Jordan for work.

³Based on new instructions and a circular related to employment for cash-for-work projects, short-term work permits were introduced.



Ministry of Labour Syrian Refugee Unit -- Monthly Progress Report

• Work Permit Issuances by Governorate

Governorate	# w p October 2019	# w p p Acc 2018	Governorate	# w p October 2019	# w p p Acc 2018
Amman	1107	1265	Karak	52	45
Madaba	91	34	Ma'an	14	14
Irbid	2,344	1777	Zarqa	1206	1311
Jerash	113	316	Ma'raq	78	38
Ajloun	12	2	Tafila	20	6
Balqa	57	65	Aqaba	0	4
October 2019	5,094				
Acc 2018	4,877				

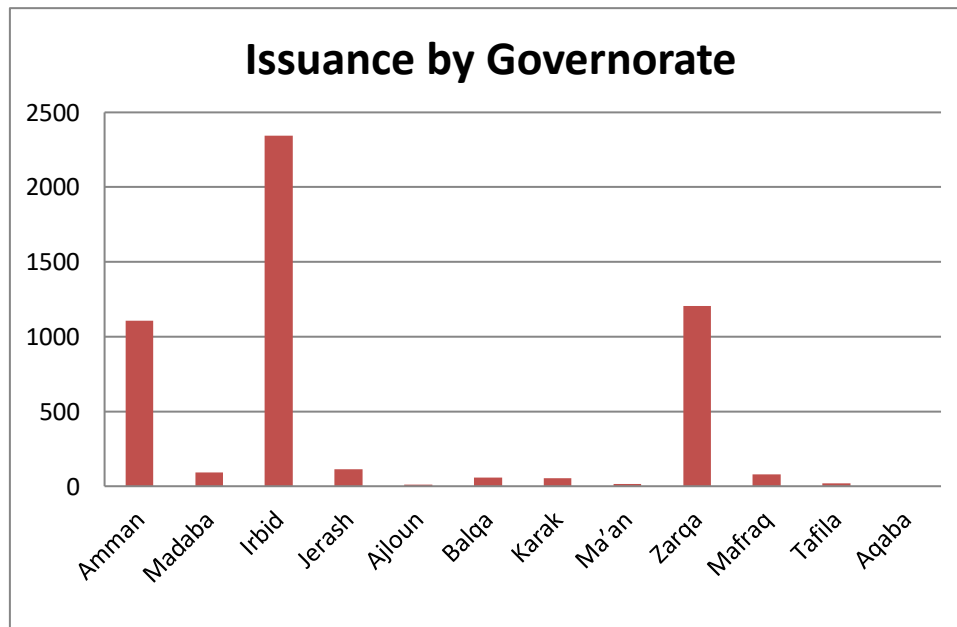


Figure 1: Work Permit Issuances by Governorate October 2019.



Ministry of Labour Syrian Refugee Unit -- Monthly Progress Report

- Work Permits October 2019 by Economic Activity, comparing with October 2018.**

Economic Activity/Field	October - 2018	%	October- 2019	%	change
Agriculture, forestry, and fishing	2,592	55.6%	2,837	48.9%	245
Mining and quarrying	3	0.1%	2	0.0%	-1
Manufacturing	279	6.0%	498	8.6%	219
Electricity, gas, steam and air conditioning	0	0.0%	0	0.0%	0
Water supply, sewage, waste management activities	25	0.5%	109	1.9%	84
Construction	1229	26.4%	666	11.5%	-563
Wholesale and retail trade; repair of motor vehicles	192	4.1%	187	3.2%	-5
Transportation and storage	7	0.2%	9	0.2%	2
Hospitality and food service activities	256	5.5%	502	8.6%	246
Information and communication	2	0.0%	1	0.0%	-1
Financial and insurance activities	0	0.0%	1	0.0%	1



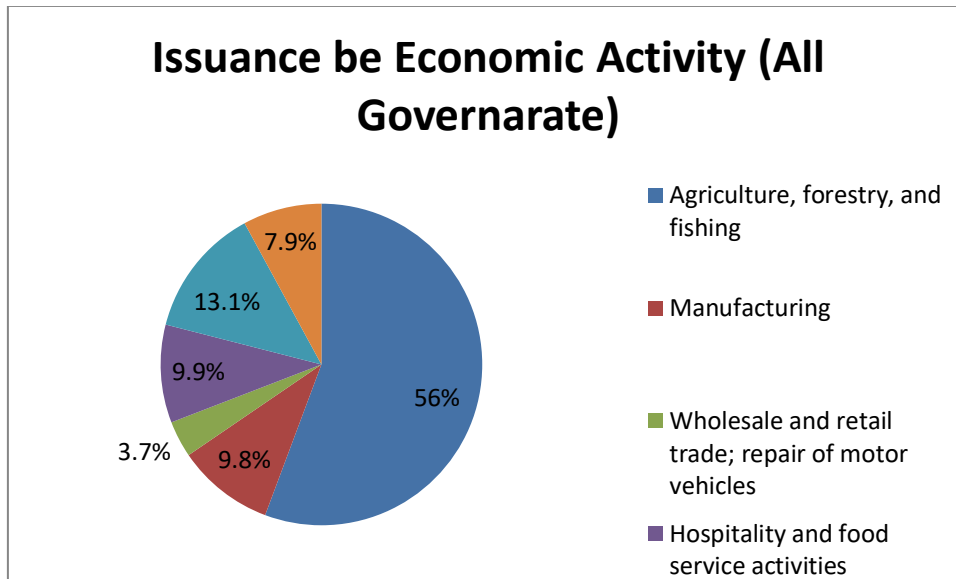
Ministry of Labour Syrian Refugee Unit -- Monthly Progress Report

Real estate activities	2	0.0%	0	0.0%	-2
Professional, scientific and technical activities	6	0.1%	3	0.1%	-3
Administrative and support service activities	163	3.5%	22	0.4%	-141
Public administration and defense; compulsory social	31	0.7%	108	1.9%	77
Education	11	0.2%	3	0.1%	-8
Human health and social work activities	2	0.0%	2	0.0%	0
Arts, entertainment and recreation	2	0.0%	1	0.0%	-1
Other service activities	61	1.3%	139	2.4%	78
Activities of households as employers; undifferentiated goods and services-producing activities of households for own use.	11	0.2%	4	0.1%	-7
Activities of extraterritorial organizations and bodies	3	0.1%	0	0.0%	-3
Total	4,877	100.0%	5,094	100.0%	217

Work Permit Issuances by Economic Activity, October 2019 comparing with, October 2018



Ministry of Labour Syrian Refugee Unit -- Monthly Progress Report



• **Figure 2: Work Permit Issuances by Economic Activity, October 2019.**



Ministry of Labour Syrian Refugee Unit -- Monthly Progress Report

- Work Permit Issuances by Camp acc up to 31/10/2019.**

Camp	Work Permits Issued
Za'atari Camp	24,720
Azraq Camp	10,966
Cyber Camp	77
Mreijeb Camp	1,397
Unknown or Old Record	51
Total	37,211

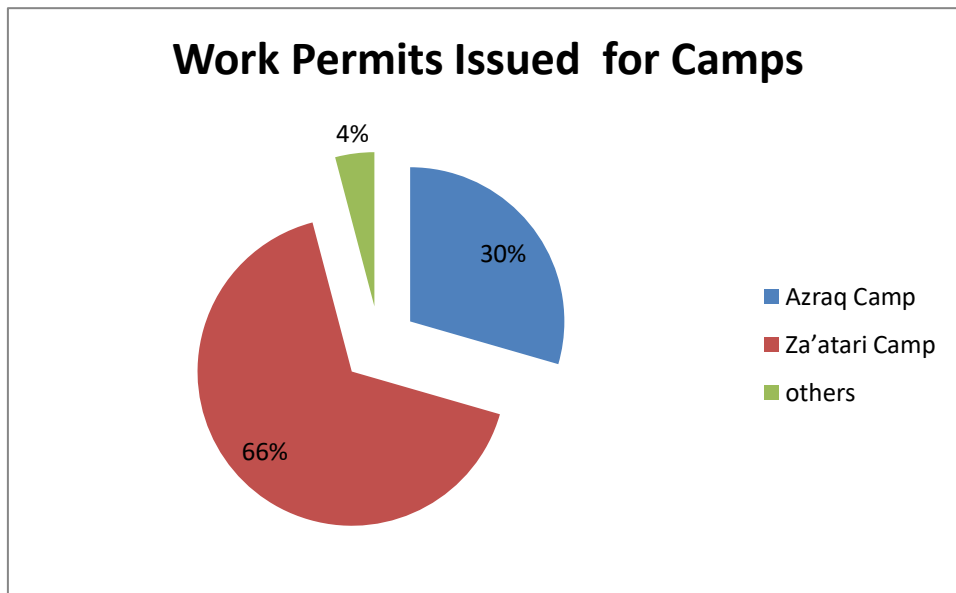


Figure3: Work Permit Issuances by Camp (1/2/2017 to 31/10/2019)