



Ministry of Labour Syrian Refugee Unit -- Monthly Progress Report

Syrian Refugee Unit Work Permit Progress Report September 2019

Timeframe	Report includes data gathered through Sep 30, 2019
Report compiled by	Syrian Refugee Unit at the Ministry of Labour
Date submitted	8/10/2019

Introduction

This report was compiled by the Ministry of Labour's (MOL) Syrian Refugee Unit (SRU) and will provide the following:

- Total work permits issued to Syrian refugees.
- Disaggregation of work permits data by gender, type of permit, and location.
- Camp-specific work permits issuances.

January 1, 2016 to September 30, 2019	159,542 permits issued
September, 2019	5,807 permits issued
January 1, 2019 to September 30, 2019	29,345 permits issued
<i>Of which issued from camps February 2017 to September 30, 2019</i>	36,083 permits issued



Ministry of Labour Syrian Refugee Unit -- Monthly Progress Report

Highlights

- **5,807** WP's were issued in September 2019, the situation returned to applying working according to the comprehensive instructions Document related to the employment of Syrian labour which has been published in the Official Gazette in Issue No. 5549 Date of 2/12/2018.
- During September 2019, **1,310** flexible WP's were issued in the construction sector under the umbrella of the General Federation of Jordanian Trade Unions (GFJTU), with total of **26,681** WP's.
- **1,668** flexible WP's were issued in September 2019 in the agriculture sector under the umbrella of the cooperatives, with total of **60,311** WP's.
- The eighth Grace Period for Syrian refugees Work Permits valid until 31 December 2019.
- Ministry of labour has started later in September a grace and correction period on regulation migrant workers in the labour market .
- Group of instructions regarding the formalizing of the labour market in Jordan have been published through the media tools. Demonstrating the terms and procedures.
- No change on Syrian refugees measures.



Ministry of Labour Syrian Refugee Unit -- Monthly Progress Report

Analysis

- **Work Permit Issuances by Gender**

Period	Male	Female	Total
January 1, 2016 to September 30, 2019	151,928 (95.2%)	7,614 (4.8%)	159,542
September, 2019	5,456 (93.9%)	351 (6.1%)	5,807
January 1, 2019 to September 30, 2019	28,392 (93.4%)	1,996 (6.6 %)	30,388

- **Work Permit Issuances by Type**

Type	September 2019	Acc / 2018
First-Time Issuance	1,780	1286
Renewal	17,315	15,734
Change of Workplace	4,302	5,639
Social Security Purposes ¹	372	1,799

¹For purposes of collecting the social security entitlements, work permits may be renewed.



Ministry of Labour Syrian Refugee Unit -- Monthly Progress Report

Recruitment ²	3717	2278
Temporary Permits ³	56	156
Retroactively	1803	0
total	29,345	26,892

• Work Permit Issuances by Governorate

Governorate	# w p September 2019	# w p p Acc 2018	Governorate	# w p September 2019	# w p p Acc 2018
Amman	12902	12483	Karak	891	1131
Madaba	415	626	Ma'an	374	313
Irbid	6,915	4907	Zarqa	3971	3172
Jerash	501	834	Mafrq	825	898
Ajloun	119	161	Tafila	181	220
Balqa	2150	2045	Aqaba	101	101
September 2019	29,345				

² Recruitment involves hiring non-Jordanian workers while they are still in their country of origin and bringing them to Jordan for work.

³Based on new instructions and a circular related to employment for cash-for-work projects, short-term work permits were introduced.



Ministry of Labour Syrian Refugee Unit -- Monthly Progress Report

Acc 2018	26,892
-----------------	---------------

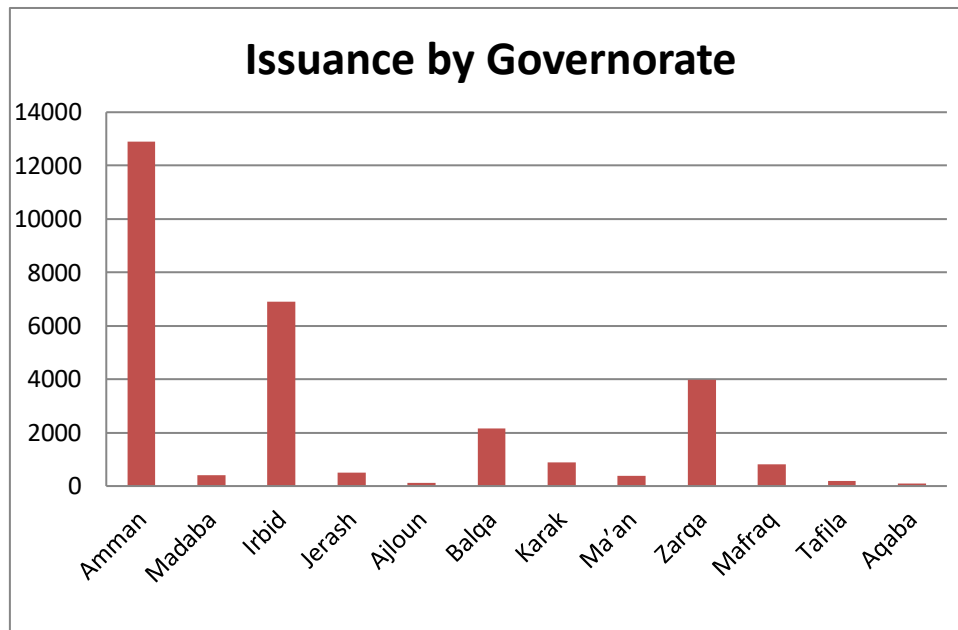


Figure 1: Work Permit Issuances by Governorate September 2019.

- Work Permits September 2019 by Economic Activity, comparing with September 2018.**

Economic Activity/Field	September - 2018	%	September- 2019	%	change
Agriculture, forestry, and fishing	2,800	60.1%	3,501	60.3%	701
Mining and quarrying	1	0.0%	0	0.0%	-1
Manufacturing	282	6.1%	339	5.8%	57



Ministry of Labour Syrian Refugee Unit -- Monthly Progress Report

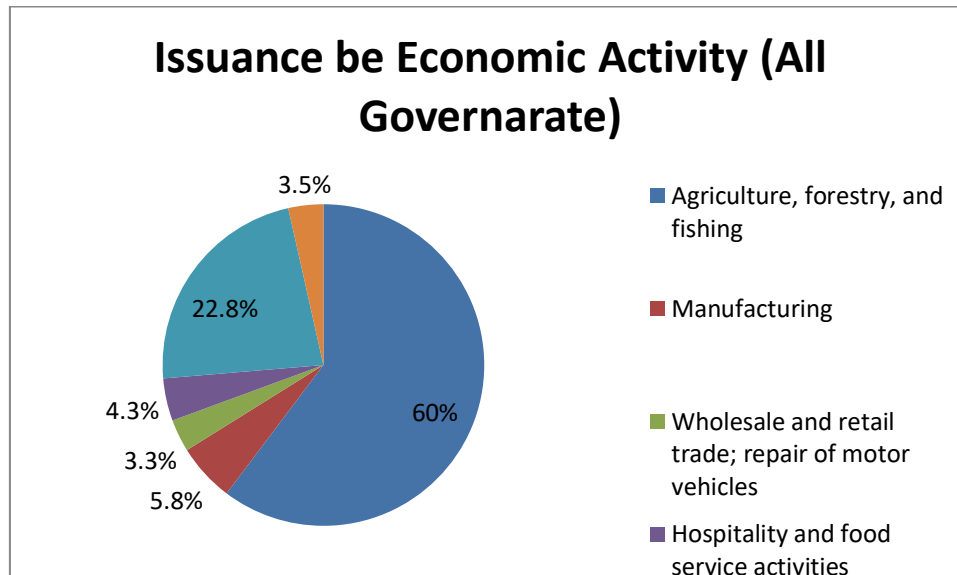
Electricity, gas, steam and air conditioning	0	0.0%	0	0.0%	0
Water supply, sewage, waste management activities	2	0.0%	2	0.0%	0
Construction	895	19.2%	1325	22.8%	430
Wholesale and retail trade; repair of motor vehicles	190	4.1%	190	3.3%	0
Transportation and storage	7	0.2%	5	0.1%	-2
Hospitality and food service activities	228	4.9%	248	4.3%	20
Information and communication	1	0.0%	0	0.0%	-1
Financial and insurance activities	0	0.0%	0	0.0%	0
Real estate activities	1	0.0%	2	0.0%	1
Professional, scientific and technical activities	8	0.2%	4	0.1%	-4
Administrative and support service activities	122	2.6%	12	0.2%	-110
Public administration and defense; compulsory social	86	1.8%	118	2.0%	32
Education	7	0.2%	10	0.2%	3
Human health and social work activities	4	0.1%	2	0.0%	-2



Ministry of Labour Syrian Refugee Unit -- Monthly Progress Report

Arts, entertainment and recreation	2	0.0%	0	0.0%	-2
Other service activities	15	0.3%	39	0.7%	24
Activities of households as employers; undifferentiated goods and services-producing activities of households for own use.	9	0.2%	8	0.1%	-1
Activities of extraterritorial organizations and bodies	0	0.0%	2	0.0%	2
Total	4,660	100.0%	5,807	100.0%	1147

Work Permit Issuances by Economic Activity, September 2019 comparing with, September 2018



• Figure 2: Work Permit Issuances by Economic Activity, September 2019.



Ministry of Labour Syrian Refugee Unit -- Monthly Progress Report

- **Work Permit Issuances by Camp acc up to 30/09/2019.**

Camp	Work Permits Issued
Za'atari Camp	23,904
Azraq Camp	10,727
Cyber Camp	76
Mreijeb Camp	1,320
Unknown or Old Record	56
Total	36,083



Ministry of Labour Syrian Refugee Unit -- Monthly Progress Report

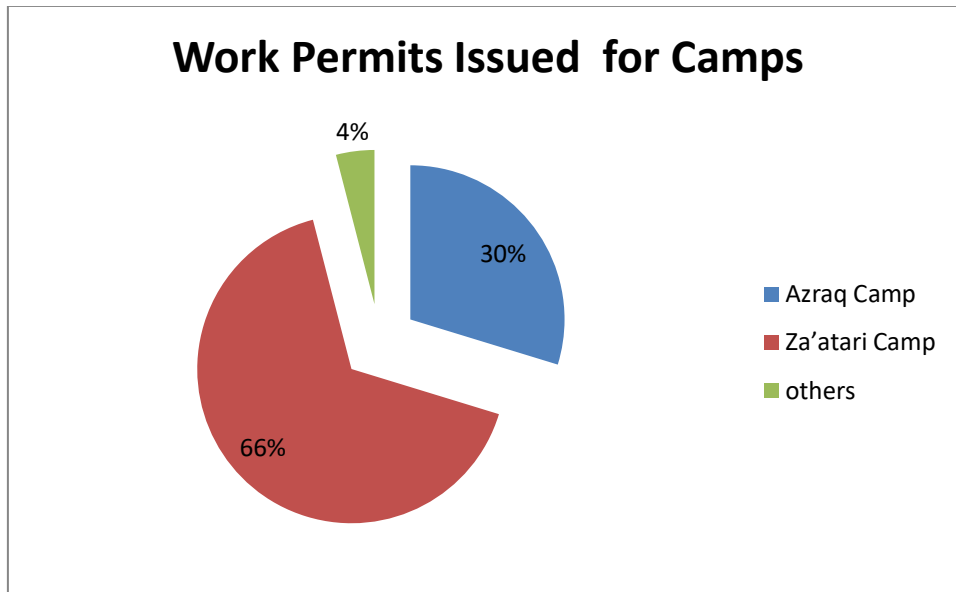


Figure3: Work Permit Issuances by Camp (1/2/2017 to 30/09/2019)