



Ministry of Labour Syrian Refugee Unit -- Monthly Progress Report

Syrian Refugee Unit Work Permit Progress Report July 2019

Timeframe	Report includes data gathered through July 31, 2019
Report compiled by	Syrian Refugee Unit at the Ministry of Labour
Date submitted	6/8/2019

Introduction

This report was compiled by the Ministry of Labour's (MOL) Syrian Refugee Unit (SRU) and will provide the following:

- Total work permits issued to Syrian refugees.
- Disaggregation of work permits data by gender, type of permit, and location.
- Camp-specific work permits issuances.

January 1, 2016 to July 31, 2019	150,393 permits issued
July, 2019	4,215 permits issued
January 1, 2019 to July 31, 2019	21,239 permits issued
<i>Of which issued from camps February 2017 to July 31, 2019</i>	32,589 permits issued



Ministry of Labour Syrian Refugee Unit -- Monthly Progress Report

Highlights

- **4,215** WP's were issued in July 2019, the reason for this critical increase than last month is given to completion the MOL re-instructing and formalizing all migrant workers in labour market, and that what was affected partially the new issuance of work permits for Syrian refugees, the situation returned to applying working according to the comprehensive instructions Document related to the employment of Syrian labour which has been published in the Official Gazette in Issue No. 5549 Date of 2/12/2018.
- During July 2019, **755** flexible WP's were issued in the construction sector under the umbrella of the General Federation of Jordanian Trade Unions (GFJTU), with total of **24,724** WP's.
- **2,071** flexible WP's were issued in July 2019 in the agriculture sector under the umbrella of the cooperatives, with total of **54,596** WP's.
- The eighth Grace Period for Syrian refugees Work Permits valid until 31 December 2019.



Ministry of Labour Syrian Refugee Unit -- Monthly Progress Report

Analysis

- **Work Permit Issuances by Gender**

Period	Male	Female	Total
January 1, 2016 to July 31, 2019	143,403 (95.4%)	6,990 (4.6%)	150,393
July, 2019	3,986 (94.6%)	229 (5.4%)	4,215
January 1, 2019 to July 31, 2019	19,866 (93.5%)	1,373 (6.5 %)	21,239

- **Work Permit Issuances by Type**

Type	July 2019	Acc / 2019
First-Time Issuance	941	4,444
Renewal	2,214	11,201
Change of Workplace	702	3,724
Social Security Purposes ¹	38	345
Recruitment ²	0	0
Temporary Permits ³	31	718
Retroactively	289	807
total	4,215	21,239

¹For purposes of collecting the social security entitlements, work permits may be renewed.

² Recruitment involves hiring non-Jordanian workers while they are still in their country of origin and bringing them to Jordan for work.

³Based on new instructions and a circular related to employment for cash-for-work projects, short-term work permits were introduced.



Ministry of Labour Syrian Refugee Unit -- Monthly Progress Report

• Work Permit Issuances by Governorate

Governorate	# w p July 2019	# w p Acc 2019	Governorate	# w p July 2019	# w p Acc 2019
Amman	1,138	7,559	Karak	27	237
Madaba	62	200	Ma'an	7	79
Irbid	1,634	6,077	Zarqa	1,055	4,970
Jerash	158	1,293	Mafrq	89	433
Ajloun	7	36	Tafila	5	71
Balqa	33	283	Aqaba	0	1
July 2019	4,215				
Acc 2019	21,239				

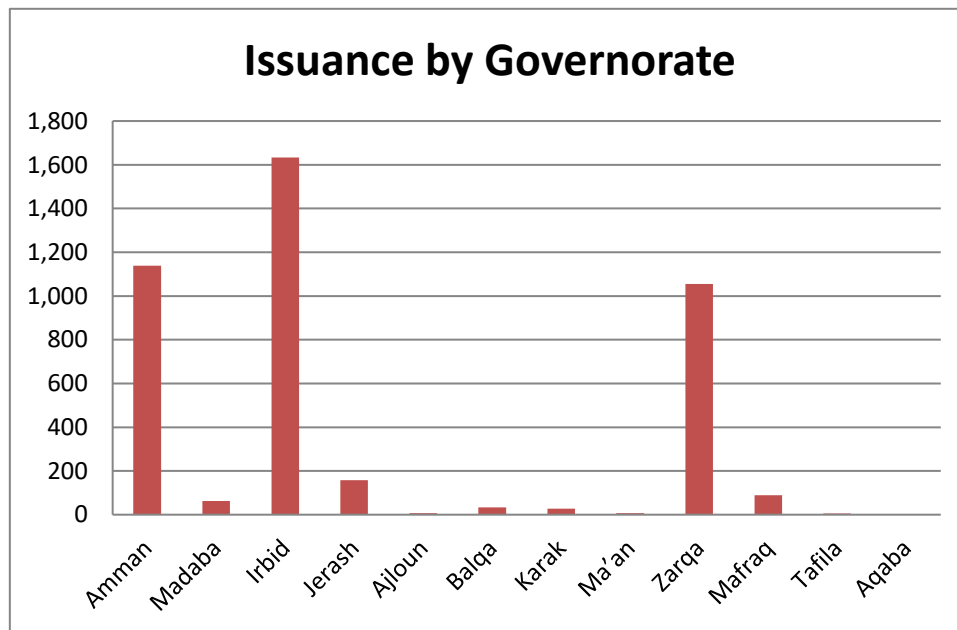


Figure 1: Work Permit Issuances by Governorate July 2019.



Ministry of Labour Syrian Refugee Unit -- Monthly Progress Report

- Work Permits July 2019 by Economic Activity, comparing with July 2018.**

Economic Activity/Field	July -2018	%	July -2019	%	change
Agriculture, forestry, and fishing	1,341	38.9%	2,020	47.9%	679
Mining and quarrying	6	0.2%	6	0.1%	0
Manufacturing	472	13.7%	466	11.1%	-6
Electricity, gas, steam and air conditioning	0	0.0%	0	0.0%	0
Water supply, sewage, waste management activities	2	0.1%	57	1.4%	55
Construction	999	28.9%	916	21.7%	-83
Wholesale and retail trade; repair of motor vehicles	268	7.8%	227	5.4%	-41
Transportation and storage	8	0.2%	12	0.3%	4
Hospitality and food service activities	241	7.0%	203	4.8%	-38
Information and communication	0	0.0%	1	0.0%	1
Financial and insurance activities	1	0.0%	0	0.0%	-1
Real estate activities	0	0.0%	0	0.0%	0



Ministry of Labour Syrian Refugee Unit -- Monthly Progress Report

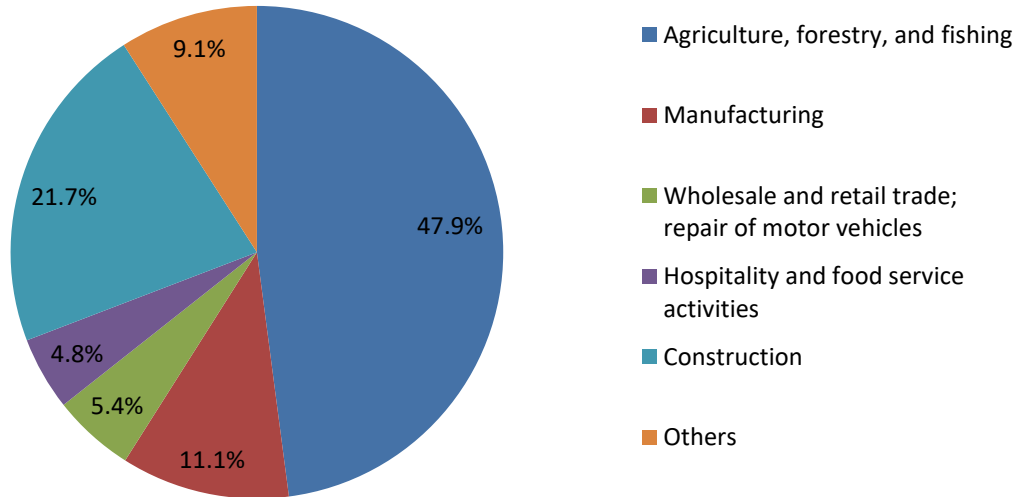
Professional, scientific and technical activities	5	0.1%	5	0.1%	0
Administrative and support service activities	5	0.1%	86	2.0%	81
Public administration and defense; compulsory social	42	1.2%	164	3.9%	122
Education	7	0.2%	11	0.3%	4
Human health and social work activities	2	0.1%	9	0.2%	7
Arts, entertainment and recreation	0	0.0%	3	0.1%	3
Other service activities	19	0.6%	16	0.4%	-3
Activities of households as employers; undifferentiated goods and services-producing activities of households for own use.	15	0.4%	10	0.2%	-5
Activities of extraterritorial organizations and bodies	18	0.5%	3	0.1%	-15
Total	3,451	100.0%	4,215	100.0%	764

Work Permit Issuances by Economic Activity, July 2019 comparing with, July 2018



Ministry of Labour Syrian Refugee Unit -- Monthly Progress Report

Issuance by Economic Activity (All Governorates)



• **Figure 2: Work Permit Issuances by Economic Activity, July 2019.**



Ministry of Labour Syrian Refugee Unit -- Monthly Progress Report

- Work Permit Issuances by Camp acc up to 31/07/2019.**

Camp	Work Permits Issued
Za'atari Camp	21,555
Azraq Camp	9,720
Cyber Camp	72
Mreijeb Camp	1,184
Unknown or Old Record	58
Total	32,589

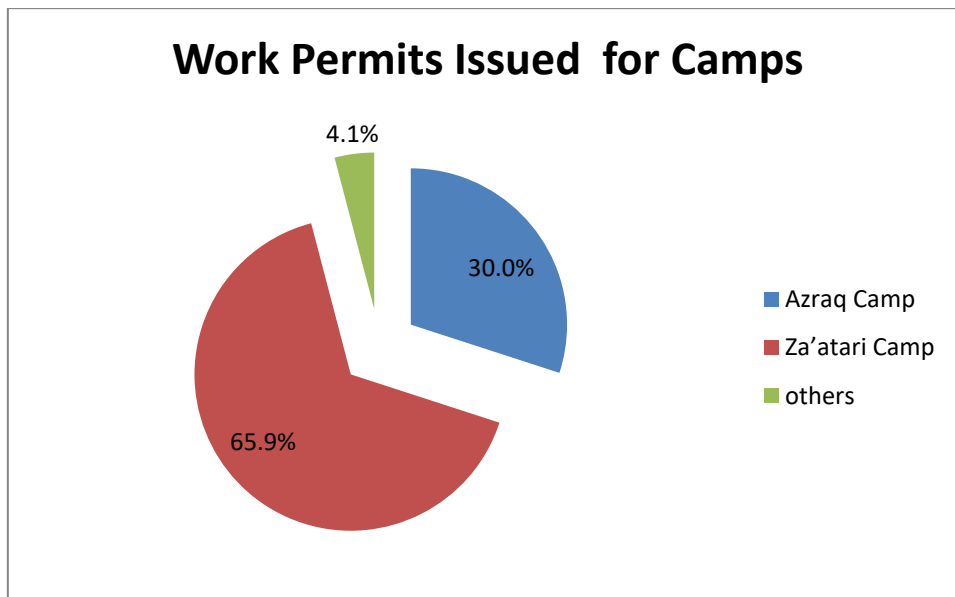


Figure3: Work Permit Issuances by Camp (1/2/2017 to 31/07/2019)