



Ministry of Labour Syrian Refugee Unit -- Monthly Progress Report

# Syrian Refugee Unit Work Permit Progress Report May 2019

Timeframe	Report includes data gathered through April 30, 2019
Report compiled by	Syrian Refugee Unit at the Ministry of Labour
Date submitted	<b>12/6/2019</b>

## Introduction

This report was compiled by the Ministry of Labour's (MOL) Syrian Refugee Unit (SRU) and will provide the following:

- Total work permits issued to Syrian refugees.
- Disaggregation of work permits data by gender, type of permit, and location.
- Camp-specific work permits issuances.

January 1, 2016 to May 31, 2019	<b>144,763</b> permits issued
May, 2019	<b>2,243</b> permits issued
January 1, 2019 to May 31, 2019	<b>15,609</b> permits issued
<i>Of which issued from camps February 2017 to May 31, 2019</i>	<b>31,141</b> permits issued



## Ministry of Labour Syrian Refugee Unit -- Monthly Progress Report

### Highlights

- **2,243** WP's were issued in May 2019, with decrease when compared with last month April 2019 of **3,500** WP's, and May 2018 of **3,145** WP's.
- During May 2019, **302** flexible WP's were issued in the construction sector under the umbrella of the General Federation of Jordanian Trade Unions (GFJTU), with total of **23,680** WP's.
- **832** flexible WP's were issued in May 2019 in the agriculture sector under the umbrella of the cooperatives, with total of **52,041** WP's.
- The eighth Grace Period for Syrian refugees Work Permits valid until 31 December 2019.
- Following the Council of Ministers approval on the automatic renewal of Syrians work Permits issued in 10/1/2019, related mechanism and procedures for work permits renewal are currently under development.



## Ministry of Labour Syrian Refugee Unit -- Monthly Progress Report

### Analysis

- **Work Permit Issuances by Gender**

Period	Male	Female	Total
January 1, 2016 to May 31, 2019	138,089 (95.5%)	6,674 (4.5%)	144,763
May, 2019	2,117 (93.6%)	126 (6.4%)	2,243
January 1, 2019 to May 31, 2019	14,549 (93%)	1,060 (7 %)	15,609

- **Work Permit Issuances by Type**

Type	May 2019	Acc / 2019
First-Time Issuance	469	3,479
Renewal	1,193	7,798
Change of Workplace	389	2,947
Social Security Purposes <sup>1</sup>	23	210
Recruitment <sup>2</sup>	0	0
Temporary Permits <sup>3</sup>	71	688
Retroactively	98	487

<sup>1</sup>For purposes of collecting the social security entitlements, work permits may be renewed.

<sup>2</sup> Recruitment involves hiring non-Jordanian workers while they are still in their country of origin and bringing them to Jordan for work.

<sup>3</sup>Based on new instructions and a circular related to employment for cash-for-work projects, short-term work permits were introduced.



## Ministry of Labour Syrian Refugee Unit -- Monthly Progress Report

### • Work Permit Issuances by Governorate

Governorate	# w p May 2019	# w p Acc 2019	Governorate	# w p May 2019	# w p Acc 2019
Amman	684	5,865	Karak	11	186
Madaba	59	126	Ma'an	3	55
Irbid	748	4,120	Zarqa	599	3,622
Jerash	39	1,033	Mafraq	42	290
Ajloun	2	27	Tafila	7	61
Balqa	48	223	Aqaba	1	1
<b>May 2019</b>	<b>2,243</b>				
<b>Acc 2019</b>	<b>15,609</b>				

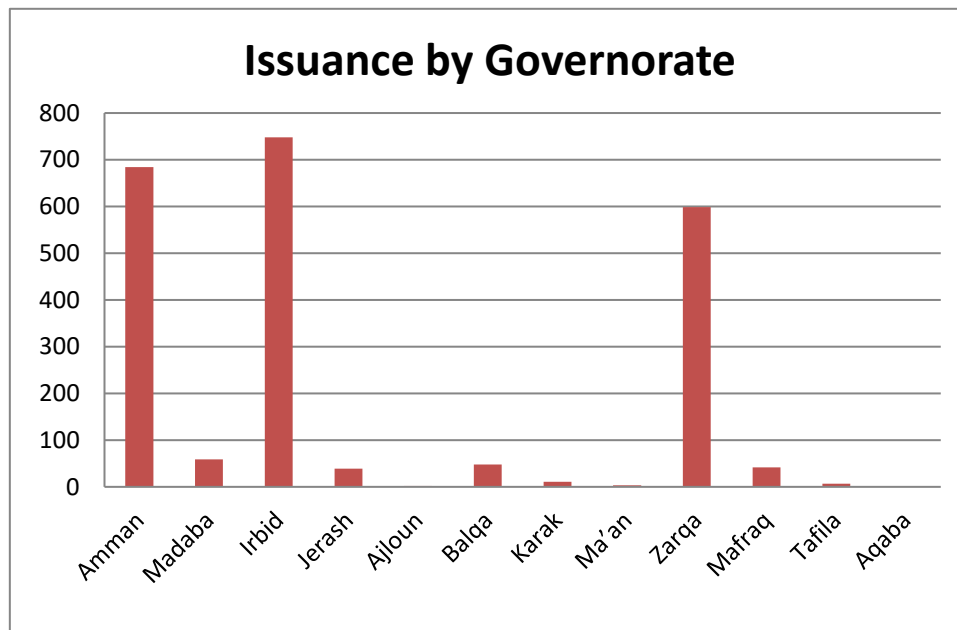


Figure 1: Work Permit Issuances by Governorate May 2019.



## Ministry of Labour Syrian Refugee Unit -- Monthly Progress Report

- Work Permits May 2019 by Economic Activity, comparing with May 2018.**

Economic Activity/Field	May -2018	%	May -2019	%	change
Agriculture, forestry, and fishing	691	22.0%	937	41.8%	246
Mining and quarrying	1	0.0%	26	1.2%	25
Manufacturing	422	13.4%	321	14.3%	-101
Electricity, gas, steam and air conditioning	1	0.0%	0	0.0%	-1
Water supply, sewage, waste management activities	1	0.0%	16	0.7%	15
Construction	1293	41.1%	342	15.2%	-951
Wholesale and retail trade; repair of motor vehicles	308	9.8%	226	10.1%	-82
Transportation and storage	11	0.3%	3	0.1%	-8
Hospitality and food service activities	226	7.2%	194	8.6%	-32
Information and communication	1	0.0%	2	0.1%	1
Financial and insurance activities	0	0.0%	0	0.0%	0
Real estate activities	5	0.2%	1	0.0%	-4



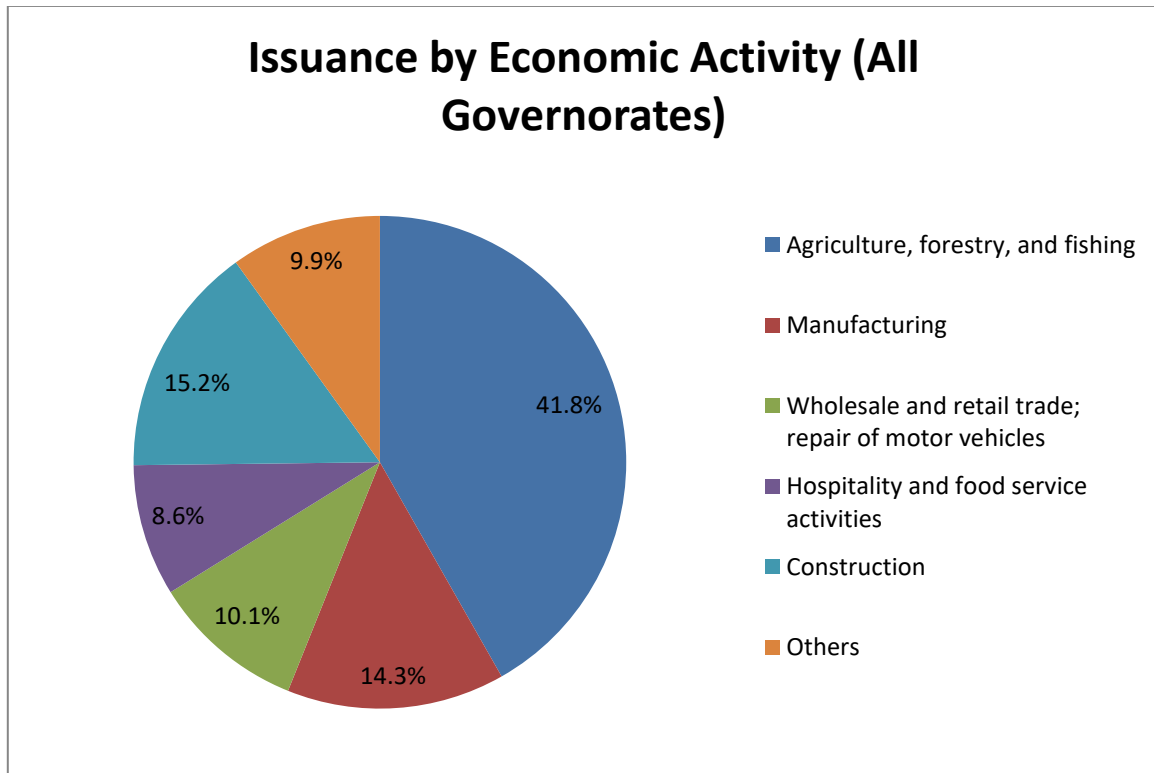
## Ministry of Labour Syrian Refugee Unit -- Monthly Progress Report

Professional, scientific and technical activities	5	0.2%	5	0.2%	0
Administrative and support service activities	57	1.8%	44	2.0%	-13
Public administration and defense; compulsory social	36	1.1%	89	4.0%	53
Education	6	0.2%	5	0.2%	-1
Human health and social work activities	4	0.1%	3	0.1%	-1
Arts, entertainment and recreation	0	0.0%	0	0.0%	0
Other service activities	17	0.5%	18	0.8%	1
Activities of households as employers; undifferentiated goods and services-producing activities of households for own use.	12	0.4%	9	0.4%	-3
Activities of extraterritorial organizations and bodies	48	1.5%	2	0.1%	-46
<b>Total</b>	<b>3,145</b>	<b>100.0%</b>	<b>2,243</b>	<b>100.0%</b>	<b>-902</b>

Work Permit Issuances by Economic Activity, May 2019 comparing with, May 2018



Ministry of Labour Syrian Refugee Unit -- Monthly Progress Report



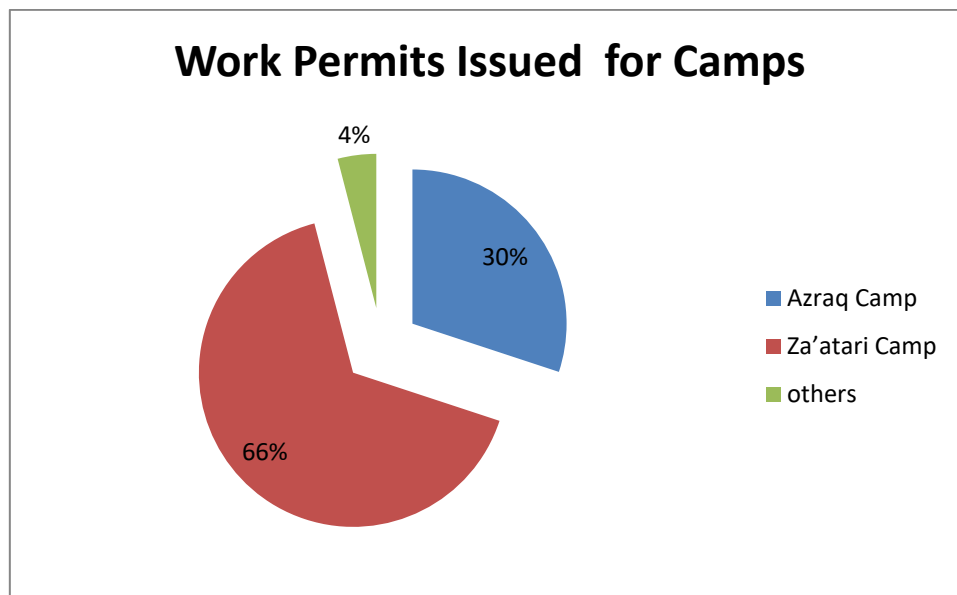
• **Figure 2: Work Permit Issuances by Economic Activity, May 2019.**



## Ministry of Labour Syrian Refugee Unit -- Monthly Progress Report

- Work Permit Issuances by Camp acc up to 31/05/2019.**

Camp	Work Permits Issued
Za'atari Camp	20,522
Azraq Camp	9,361
Cyber Camp	68
Mreijeb Camp	1,134
Unknown or Old Record	56
<b>Total</b>	<b>31,141</b>



**Figure3: Work Permit Issuances by Camp (1/2/2017 to 31/05/2019)**