



Ministry of Labour Syrian Refugee Unit -- Monthly Progress Report

Syrian Refugee Unit Work Permit Progress Report April 2019

Timeframe	Report includes data gathered through April 30, 2019
Report compiled by	Syrian Refugee Unit at the Ministry of Labour
Date submitted	8/5/2019

Introduction

This report was compiled by the Ministry of Labour's (MOL) Syrian Refugee Unit (SRU) and will provide the following:

- Total work permits issued to Syrian refugees.
- Disaggregation of work permits data by gender, type of permit, and location.
- Camp-specific work permits issuances.

January 1, 2016 to April 30, 2019	142,520 permits issued
April, 2019	3,500 permits issued
January 1, 2019 to April 30, 2019	13,366 permits issued
<i>Of which issued from camps February 2017 to April 30, 2019</i>	29,670 permits issued



Ministry of Labour Syrian Refugee Unit -- Monthly Progress Report

Highlights

- **3,500** WP's were issued in April 2019, with small decrease when compared with last month March 2019 of **3,634** WP's, but with significant decrease compared with March 2018 of **4,310** WP's.
- During April 2019, **883** flexible WP's were issued in the construction sector under the umbrella of the General Federation of Jordanian Trade Unions (GFJTU), with total of **23,378** WP's.
- **968** flexible WP's were issued in April 2019 in the agriculture sector under the umbrella of the cooperatives, with total of **51,209** WP's.
- The eighth Grace Period for Syrian refugees Work Permits valid until 31 December 2019.
- Following the Council of Ministers approval on the automatic renewal of Syrians work Permits issued in 10/1/2019, related mechanism and procedures for work permits renewal are currently under development.



Ministry of Labour Syrian Refugee Unit -- Monthly Progress Report

Analysis

- Work Permit Issuances by Gender**

Period	Male	Female	Total
January 1, 2016 to April 30, 2019	135,976 (95.5%)	6,544 (4.5%)	142,520
April, 2019	3,273 (93.6%)	227 (6.4%)	3,500
January 1, 2019 to April 30, 2019	12,432 (93%)	934 (7 %)	13,366

- Work Permit Issuances by Type**

Type	March 2019	Acc / 2019
First-Time Issuance	677	3,022
Renewal	1,961	6,612
Change of Workplace	571	2,562
Social Security Purposes ¹	50	161
Recruitment ²	0	0
Temporary Permits ³	11	620
Retroactively	230	389

¹For purposes of collecting the social security entitlements, work permits may be renewed.

² Recruitment involves hiring non-Jordanian workers while they are still in their country of origin and bringing them to Jordan for work.

³Based on new instructions and a circular related to employment for cash-for-work projects, short-term work permits were introduced.



Ministry of Labour Syrian Refugee Unit -- Monthly Progress Report

• Work Permit Issuances by Governorate

Governorate	# w p April 2019	# w p Acc 2019	Governorate	# w p April 2019	# w p Acc 2019
Amman	1,520	5,181	Karak	48	175
Madaba	28	67	Ma'an	22	52
Irbid	855	3,372	Zarqa	748	3,023
Jerash	165	994	Mafrq	83	248
Ajloun	5	25	Tafila	2	54
Balqa	24	175	Aqaba	0	0
April 2019	3,500				
Acc 2019	13,366				

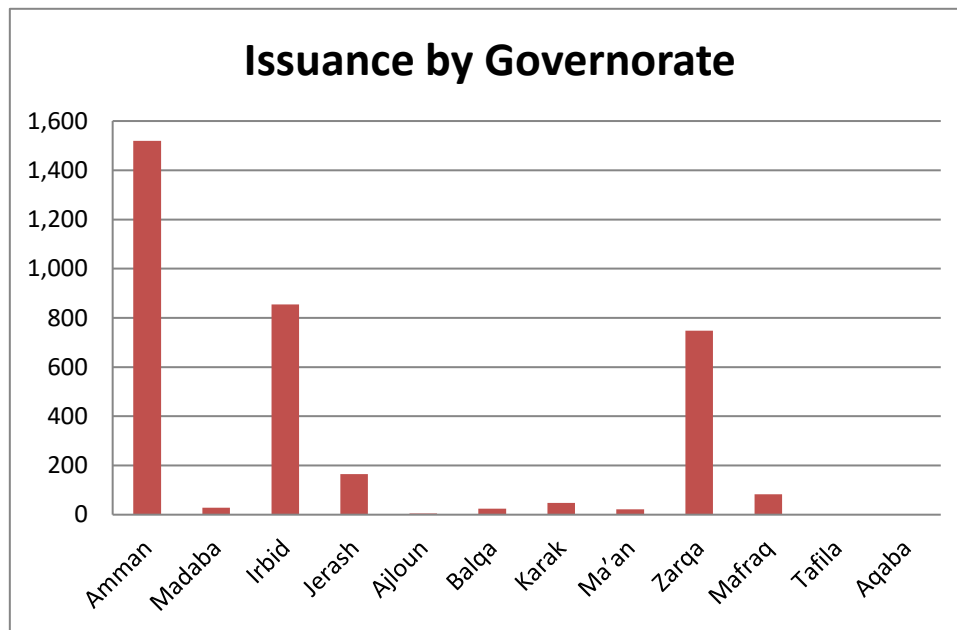


Figure 1: Work Permit Issuances by Governorate April 2019.



Ministry of Labour Syrian Refugee Unit -- Monthly Progress Report

- Work Permits March 2019 by Economic Activity, comparing with March 2018.**

Economic Activity/Field	April -2018	%	April -2019	%	change
Agriculture, forestry, and fishing	1,479	34.3%	1,002	28.6%	-477
Mining and quarrying	2	0.0%	2	0.1%	0
Manufacturing	741	17.2%	655	18.7%	-86
Electricity, gas, steam and air conditioning	1	0.0%	1	0.0%	0
Water supply, sewage, waste management activities	4	0.1%	3	0.1%	-1
Construction	1101	25.5%	939	26.8%	-162
Wholesale and retail trade; repair of motor vehicles	435	10.1%	310	8.9%	-125
Transportation and storage	8	0.2%	11	0.3%	3
Hospitality and food service activities	379	8.8%	427	12.2%	48
Information and communication	3	0.1%	5	0.1%	2
Financial and insurance activities	1	0.0%	0	0.0%	-1
Real estate activities	0	0.0%	1	0.0%	1



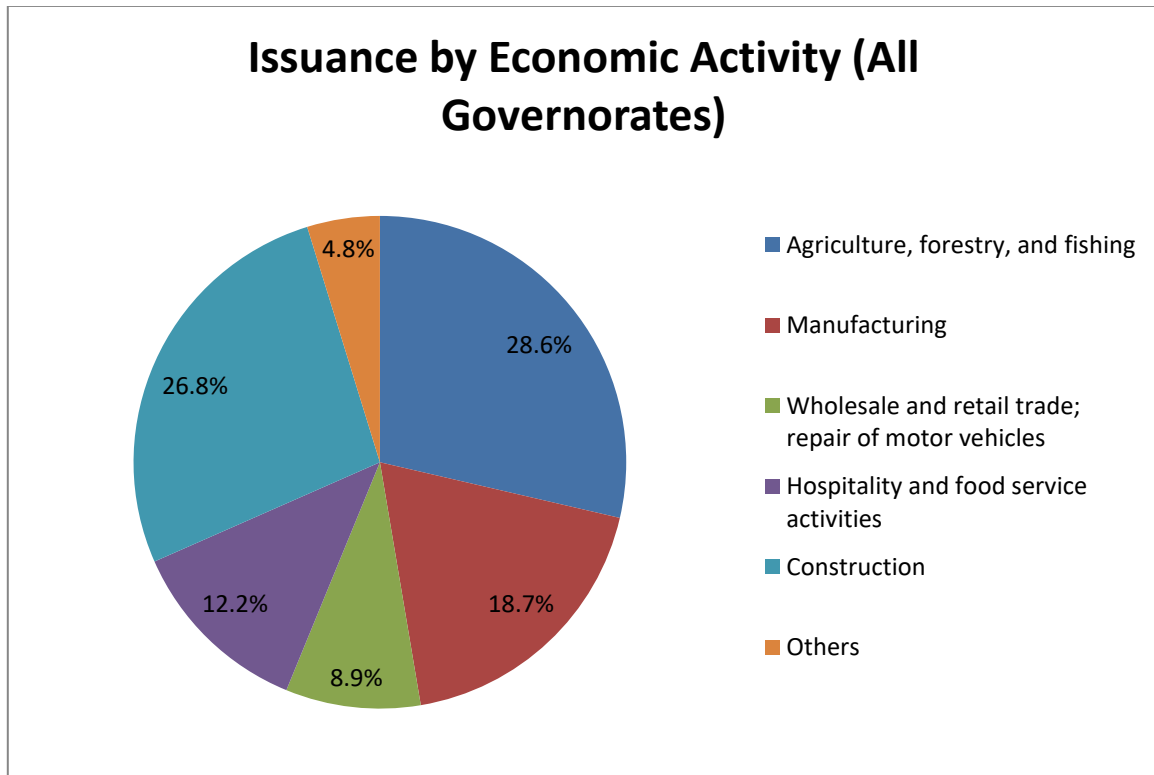
Ministry of Labour Syrian Refugee Unit -- Monthly Progress Report

Professional, scientific and technical activities	11	0.3%	13	0.4%	2
Administrative and support service activities	14	0.3%	11	0.3%	-3
Public administration and defense; compulsory social	59	1.4%	66	1.9%	7
Education	12	0.3%	5	0.1%	-7
Human health and social work activities	7	0.2%	2	0.1%	-5
Arts, entertainment and recreation	0	0.0%	0	0.0%	0
Other service activities	24	0.6%	38	1.1%	14
Activities of households as employers; undifferentiated goods and services-producing activities of households for own use.	10	0.2%	9	0.3%	-1
Activities of extraterritorial organizations and bodies	19	0.4%	0	0.0%	-19
Total	4,310	100.0%	3,500	100.0%	-810

Work Permit Issuances by Economic Activity, April 2019 comparing with, April 2018



Ministry of Labour Syrian Refugee Unit -- Monthly Progress Report



• **Figure 2: Work Permit Issuances by Economic Activity, April 2019.**



Ministry of Labour Syrian Refugee Unit -- Monthly Progress Report

- Work Permit Issuances by Camp acc up to 30/4/2019.**

Camp	Work Permits Issued
Za'atari Camp	20,112
Azraq Camp	9,154
Cyber Camp	68
Mreijeb Camp	1,107
Unknown or Old Record	54
Total	30,495

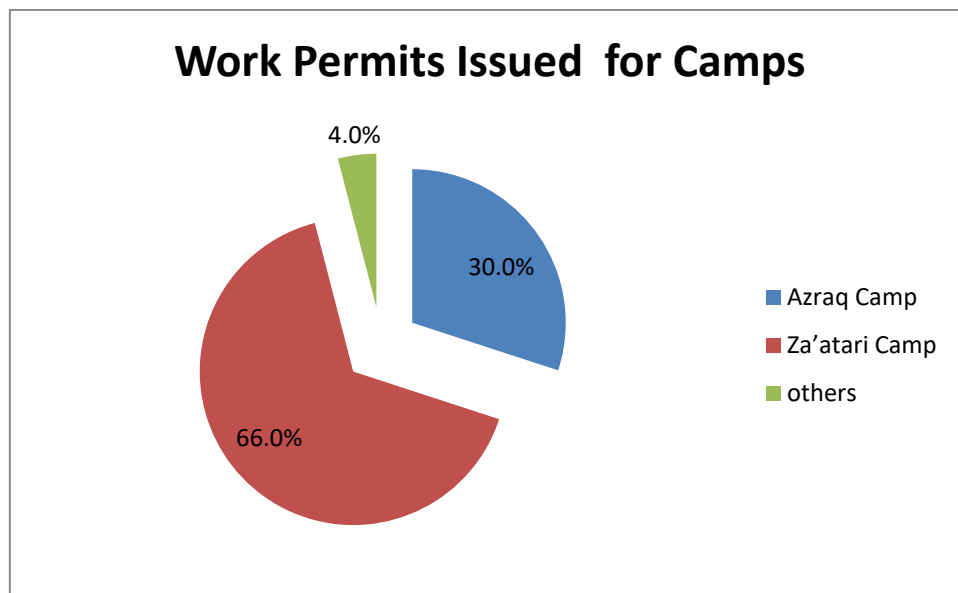


Figure3: Work Permit Issuances by Camp (1/2/2017 to 30/4/2019)