



Ministry of Labour Syrian Refugee Unit -- Monthly Progress Report

# Syrian Refugee Unit Work Permit Progress Report February 2019

Timeframe	Report includes data gathered through Feb 28, 2019
Report compiled by	Syrian Refugee Unit at the Ministry of Labour
Date submitted	<b>10/3/2019</b>

## Introduction

This report was compiled by the Ministry of Labour's (MOL) Syrian Refugee Unit (SRU) and will provide the following:

- Total work permits issued to Syrian refugees.
- Disaggregation of work permits data by gender, type of permit, and location.
- Camp-specific work permits issuances.

January 1, 2016 to Jan 31, 2019	<b>135,386</b> permits issued
Feb, 2019	<b>3,046</b> permits issued
January 1, 2018 to Dec 31, 2018	<b>45,649</b> permits issued
<i>Of which issued from camps February 2017 to Feb 28, 2019</i>	<b>28,896</b> permits issued



## Ministry of Labour Syrian Refugee Unit -- Monthly Progress Report

### Highlights

- **3,046** WP's were issued in February 2019, with a decrease when compared to both last month January 2019 of **3,186** WP's, and Jan 2018 of **3,634** WP's.
- During Feb 2019, **704** flexible WP's were issued in the construction sector under the umbrella of the General Federation of Jordanian Trade Unions (GFJTU), with total of **22,088** WP's.
- 967 flexible WP's were issued in February 2019 in the agriculture sector under the umbrella of the cooperatives, with total of **49,121** WP's.
- On November 22, 2018, the Council of Ministers issued new instructions related to **Home Based and Small Businesses for Syrians**. The instruction is mainly focusing on allowing Syrian refugees living outside the camps to register and operate Home Based Businesses in 3 sectors: Food Processing, Handicrafts, and Tailoring, provided that they obtain professional licenses through the Greater Amman Municipality and Ministry of Municipal Affairs, provided that the percentage of Jordanians benefiting from the support given to these works is not less than 70%.
- A comprehensive Document of instructions and procedures related to the employment of Syrian labour has been published in the Official Gazette in Issue No. 5549 Date of 2/12/2018.
- The eighth Grace Period for Syrian refugees Work Permits valid until 31 December 2019.
- Following the Council of Ministers approval on the automatic renewal of Syrians work Permits issued in 10/1/2019, related mechanism and procedures for work permits renewal are currently under development.



## Ministry of Labour Syrian Refugee Unit -- Monthly Progress Report

### Analysis

- Work Permit Issuances by Gender**

Period	Male	Female	Total
January 1, 2016 to Feb 28, 2019	129,314 (95.5%)	6,072 (4.5%)	135,386
Feb 2019	2,852 (94%)	194 (6%)	3,046
January 1, 2018 to December 31, 2018	43,591 (95%)	2,058 (5%)	45,649
January 1, 2017 to December 31, 2017	44,310 (95%)	2,406 (5%)	46,716

- Work Permit Issuances by Type**

Type	Feb 2019	Acc / 2019
First-Time Issuance	703	1,565
Renewal	1,361	2,832
Change of Workplace	668	1,378
Social Security Purposes <sup>1</sup>	38	61
Recruitment <sup>2</sup>	0	0
Temporary Permits <sup>3</sup>	238	358

- Work Permit Issuances by Governorate**

<sup>1</sup>For purposes of collecting the social security entitlements, work permits may be renewed.

<sup>2</sup> Recruitment involves hiring non-Jordanian workers while they are still in their country of origin and bringing them to Jordan for work.

<sup>3</sup>Based on new instructions and a circular related to employment for cash-for-work projects, short-term work permits were introduced.



## Ministry of Labour Syrian Refugee Unit -- Monthly Progress Report

Governorate	# w p Feb 2019	# w p Acc 2019	Governorate	# w p Feb 2019	# w p Acc 2019
Amman	1,114	2,252	Karak	57	64
Madaba	13	27	Ma'an	6	13
Irbid	718	1,511	Zarqa	654	1,588
Jerash	335	555	Mafrq	33	68
Ajloun	8	8	Tafila	25	40
Balqa	83	106	Aqaba	0	0
<b>Feb 2019</b>	<b>3,046</b>				
<b>Acc 2019</b>	<b>6,232</b>				

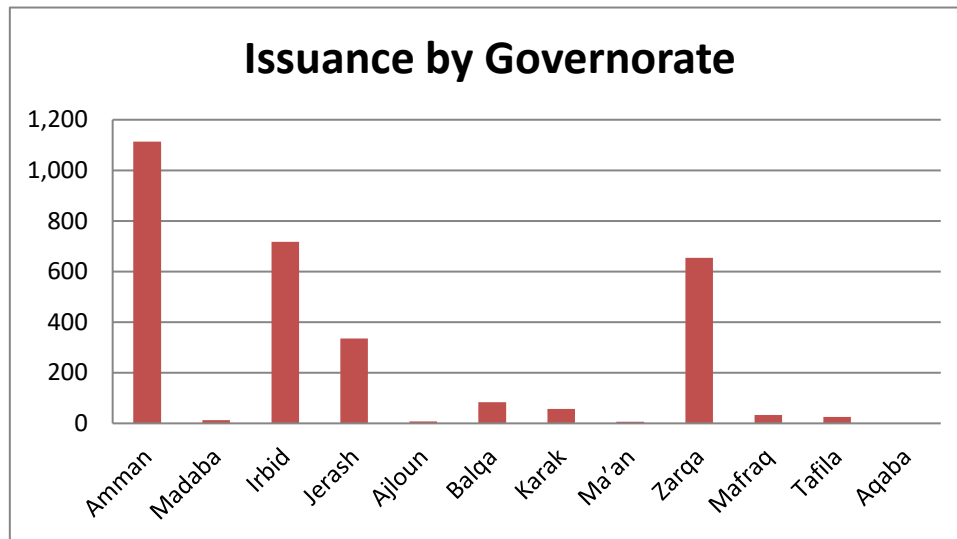


Figure 1: Work Permit Issuances by Governorate Feb 2019.

- **Work Permits Feb 2019 by Economic Activity, comparing with Feb 2018.**



## Ministry of Labour Syrian Refugee Unit -- Monthly Progress Report

Economic Activity/Field	Feb - 2018	%	Feb - 2019	%	change
Agriculture, forestry, and fishing	913	21.4%	1,051	34.5%	138
Mining and quarrying	2	0.0%	0	0.0%	-2
Manufacturing	553	12.9%	305	10.0%	-248
Electricity, gas, steam and air conditioning	0	0.0%	0	0.0%	0
Water supply, sewage, waste management activities	26	0.6%	38	1.2%	12
Construction	1558	36.5%	981	32.2%	-577
Wholesale and retail trade; repair of motor vehicles	395	9.2%	163	5.4%	-232
Transportation and storage	9	0.2%	12	0.4%	3
Hospitality and food service activities	666	15.6%	227	7.5%	-439
Information and communication	1	0.0%	0	0.0%	-1
Financial and insurance activities	1	0.0%	0	0.0%	-1
Real estate activities	4	0.1%	0	0.0%	-4
Professional, scientific and technical activities	15	0.4%	29	1.0%	14



## Ministry of Labour Syrian Refugee Unit -- Monthly Progress Report

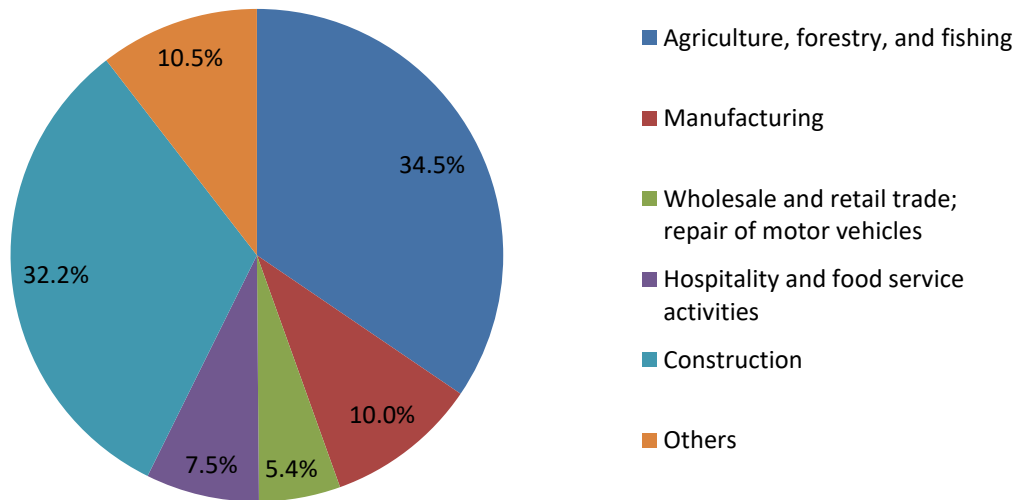
Administrative and support service activities	41	1.0%	19	0.6%	-22
Public administration and defense; compulsory social	39	0.9%	71	2.3%	32
Education	3	0.1%	7	0.2%	4
Human health and social work activities	2	0.0%	1	0.0%	-1
Arts, entertainment and recreation	11	0.3%	0	0.0%	-11
Other service activities	31	0.7%	40	1.3%	9
Activities of households as employers; undifferentiated goods and services-producing activities of households for own use.	4	0.1%	3	0.1%	-1
Activities of extraterritorial organizations and bodies	0	0.0%	99	3.3%	99
<b>Total</b>	<b>4,274</b>	<b>100.0%</b>	<b>3,046</b>	<b>100.0%</b>	<b>-1228</b>

Work Permit Issuances by Economic Activity, Feb 2019 comparing with, Feb 2018



Ministry of Labour Syrian Refugee Unit -- Monthly Progress Report

### Issuance by Economic Activity (All Governorates)



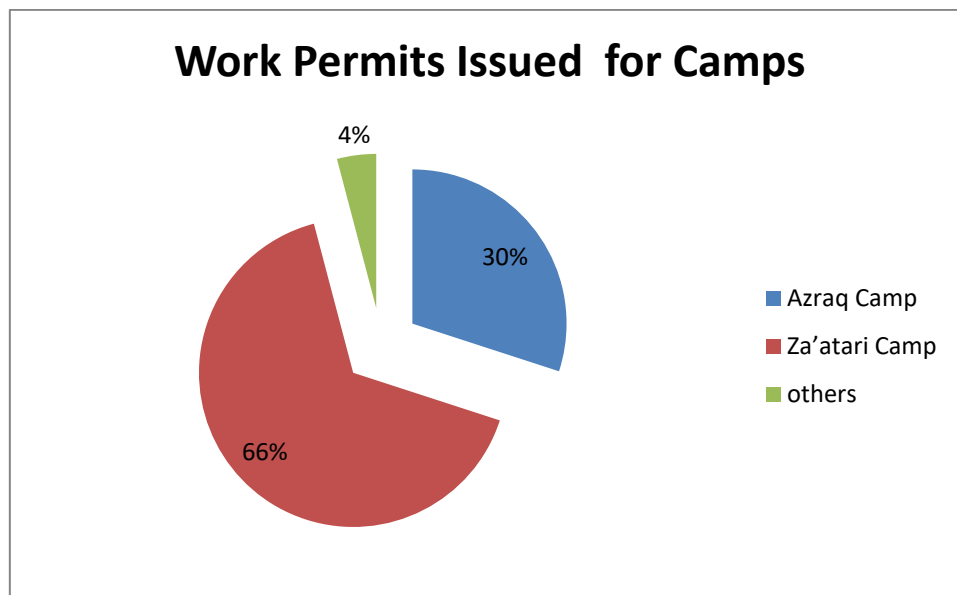
• Figure 2: Work Permit Issuances by Economic Activity, Feb 2019.



## Ministry of Labour Syrian Refugee Unit -- Monthly Progress Report

- Work Permit Issuances by Camp acc up to 28/2/2019.**

Camp	Work Permits Issued
Za'atari Camp	19,042
Azraq Camp	8669
Cyber Camp	64
Mreijeb Camp	1,075
Unknown or Old Record	47
<b>Total</b>	<b>28,897</b>



**Figure3: Work Permit Issuances by Camp (1/2/2017 to 28/2/2019)**