


Regional overview of the Burundian refugee population

2018 BURUNDI REGIONAL RRP

as of 31 October 2018



KEY FIGURES

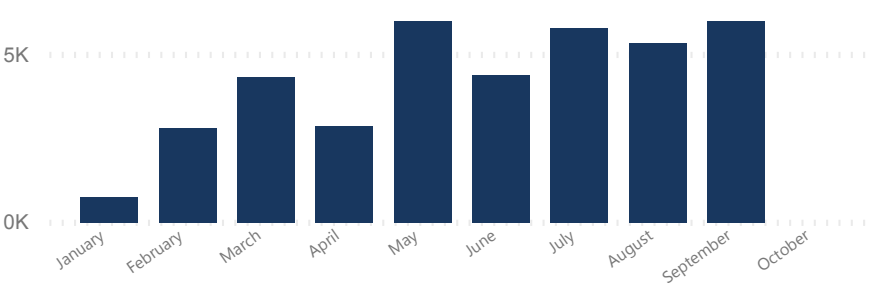


367,463
BURUNDIAN REFUGEES

The above total reflects the refugee population covered by the Burundi Regional Refugee Response Plan and includes Burundian refugees who fled since April 2015, as well as some 37,000 Burundian refugees who sought asylum in the region prior to April 2015. In addition to the population above, there are some 13,000 Burundian refugees and asylum seekers in Kenya, 8,700 in Mozambique, 7,700 in Malawi, 8,900 in South Africa and 4,900 in Zambia who are assisted within the respective country-level programmes. A further 23,000 Burundian refugees, who have lived for decades in Tanzania, no longer receive assistance and are not included in these figures.

ASSISTED RETURNS BY MONTH

assisted returns by Month



2018 returns (1 Jan - 31 Oct): 39,156

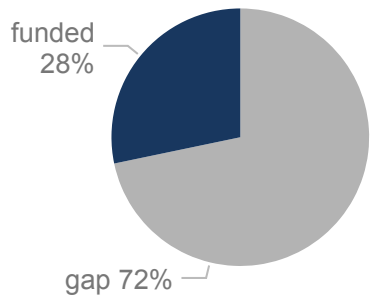
Assisted Burundian refugee returns from Tanzania to Burundi

Average of x, Average of y and number by country



2018 REGIONAL RRRP FUNDING

recent_funding by type



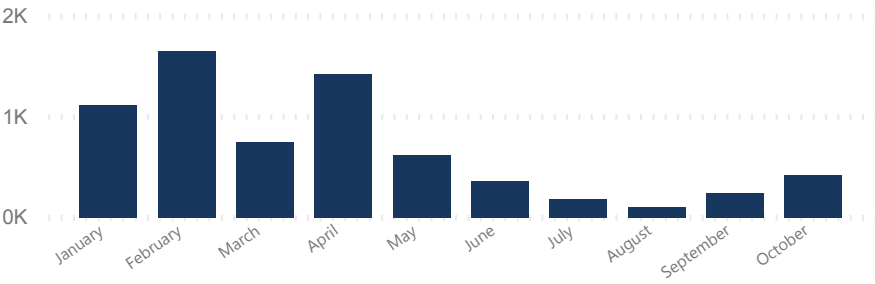
USD 391.2 M
REQUESTED

USD 110.6 M
RECEIVED

BY **27 RRP PARTNERS** IN 2018
FOR THE BURUNDI SITUATION
(as of 07 November 2018)

NEW ARRIVALS BY MONTH

new_arrivals by Month

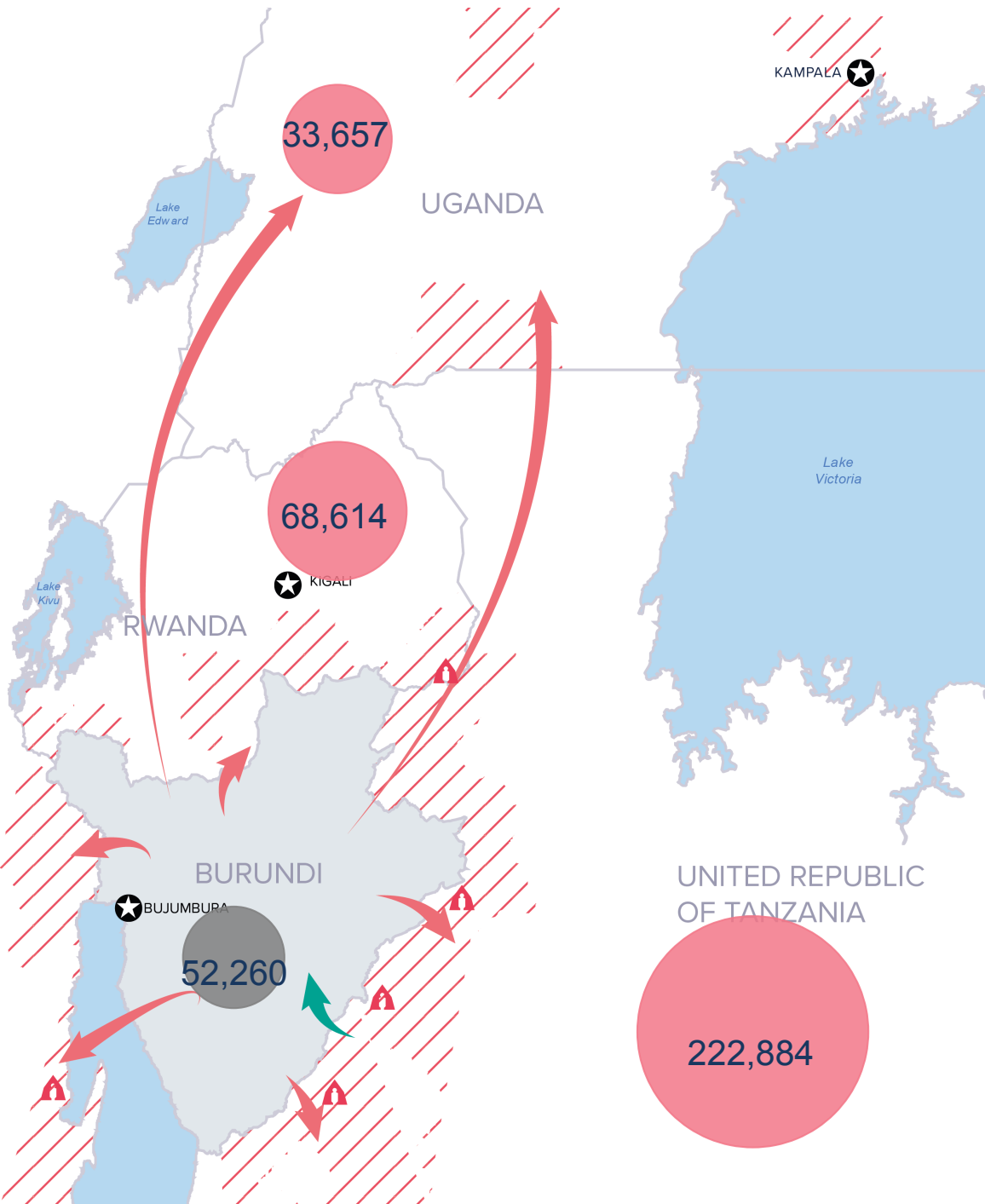


2018 arrivals (1 Jan - 31 Oct): 6,874

Based on field reports, UNHCR and Government registration

DEMOCRATIC
REPUBLIC
OF THE CONGO

- Burundian refugees
- Assisted Burundian refugee returnees (2017 +2018)
- Refugee camp
- Refugee crossing
- Refugee locations
- Assisted returns in 2018



The boundaries and names shown and the designations used on this map do not imply official endorsement or acceptance by the United Nations

Date: 31 October 2018 | Source: UNHCR, Government Feedback: minuto@unhcr.org