

Age and Gender Breakdown by Hosting Location (Biometric Registered)

Age Cohort	Gender	Location			Total	%
		Mtendeli	Nduta	Nyarugusu		
0-4	Male	5,127	5,432	7,051	17,610	35,624
	Female	5,180	5,705	7,129	18,014	
5-11	Male	5,074	6,009	6,477	17,560	35,329
	Female	5,073	6,234	6,462	17,769	
12-17	Male	3,614	5,109	3,805	12,528	25,878
	Female	3,813	6,239	3,298	13,350	
18-59	Male	9,794	8,437	14,283	32,514	67,270
	Female	9,373	9,368	16,015	34,756	
=>60	Male	574	403	918	1,895	3,469
	Female	509	381	684	1,574	
Total		48,131	53,317	66,122	167,570	
Biometric Registered		14,007	17,587	22,176		

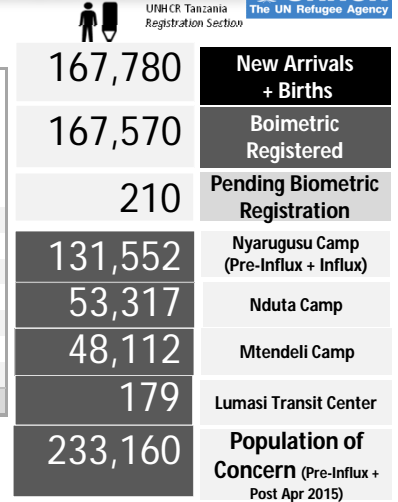


Place of Origin (Biometric Registered)

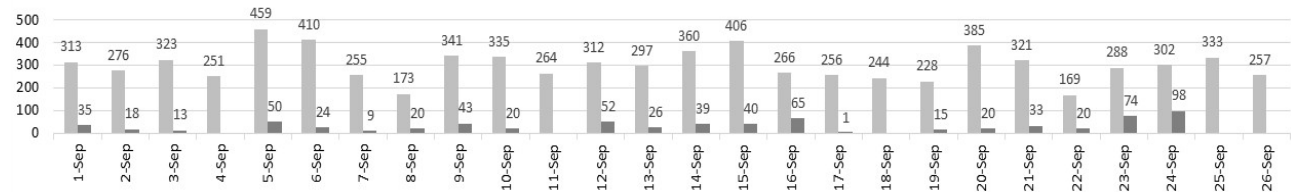
Origin Country	Province	Male	Female	Total	%
Burundi	Makamba	32,299	31,745	64,044	38%
	Ruyigi	12,127	12,998	25,125	15%
	Bururi	7,280	7,732	15,012	9%
	Rutana	5,431	5,862	11,293	7%
	Muyinga	5,967	5,855	11,822	7%
	Cankuzo	3,951	3,980	7,931	5%
	Bujumbura Mairie	2,169	2,754	4,923	3%
	Gitega	1,949	2,626	4,575	3%
	Karuzi	1,693	2,625	4,318	3%
	Kirundo	2,123	2,097	4,220	3%
	Bujumbura Rural	1,671	1,803	3,474	2%
	Ngozi	1,395	1,489	2,884	2%
	Kayanza	448	473	921	1%
	Cibitoke	379	418	797	0%
Congo DR	Muramvya	276	420	696	0%
	Bubanza	311	355	666	0%
	Mwaro	93	143	236	0%
	Sud Kivu (ADM1)	2,371	1,897	4,268	3%
	Nord Kivu	146	152	298	0%
	Katanga	13	24	37	0%
Rwanda/Others	Kinshasha	2	5	7	0%
	Kasai Oriental	0	3	3	0%
	Bas Congo	1	1	2	0%
	Butare	12	3	15	0%
Uganda	Kibungo	0	2	2	0%
	Others		1	1	0%
Total		82,107	85,463	167,570	100%

Population of Concern Distribution by Arrival Period/Hosting Location

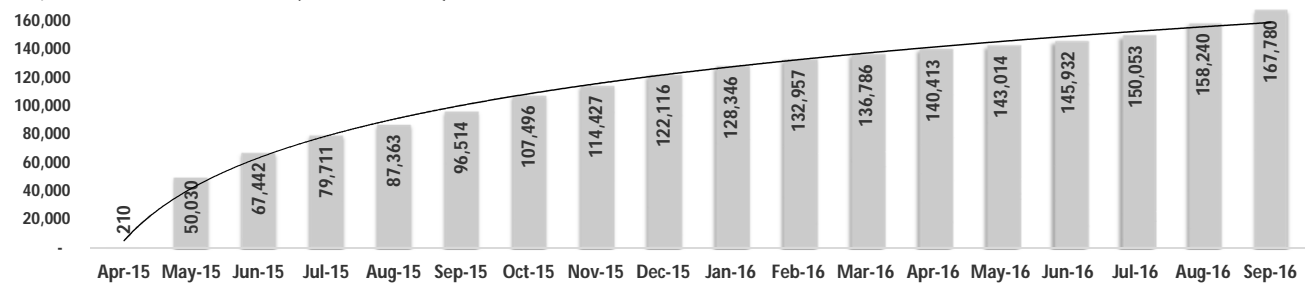
Origin Country	Pre-Influx Pop	Post April 2015 (Influx)										Population of Concern (Pre-Influx + Post April 2015)	%
		Nyarugusu		Nduta		Mtendeli		Transit Center	Total Post April 2015 (Influx)				
		Arrivals	Births	Arrivals	Births	Arrivals	Births		Arrivals	Births			
Burundi	2,718	58,408	2,754	51,865	1,452	47,453	659	179	157,905	4,865	162,770	165,488	71.0%
Congo (DR)	62,489	4,837	146						4,837	146	4,983	67,472	28.9%
Rwanda	77	17							17		17	94	0.0%
Uganda	13	1							1		1	14	0.0%
Sudan	9											9	0.0%
Kenya	11											11	0.0%
Others	63	9							9		9	72	0.0%
Total	65,380	63,272	2,900	51,865	1,452	47,453	659	179	162,769	5,011	167,780	233,160	100.0%
		66,172		53,317		48,112							



Arrivals September 2016



Cumulative Arrivals (Month to Month)



The current Burundi refugee situation in Tanzania began late April 2015. The months that followed saw significantly high number of persons of concern arriving in Tanzania, mainly through Kagunga, a tiny border village along Lake Tanganyika and other entry points in Kigoma region. The population was relocated to Nyarugusu camp, which was already host to 65,000 persons of concern, mainly DR Congolese. The camp quickly ran out of capacity to host the new population, prompting the opening of a new camp, Nduta, in Kibondo district on 07-Oct-2015. Nduta's capacity has been put at 60,000. Another camp, Mtendeli in Kakonko district, also began officially receiving refugees from Burundi on 14-Jan-2016. The two new camps will host Burundian refugees, while other nationals fleeing the Burundi situation, mostly DR Congolese will continue to be hosted in Nyarugusu.