

Age and Gender Breakdown by Hosting Location (Biometric Registered)

Age Cohort	Gender	Location			Total
		Mtendeli	Nduta	Nyarugusu	
0-4	Male	4,726	5,454	7,039	17,219
	Female	4,864	5,712	7,099	
5-11	Male	4,695	6,024	6,453	17,172
	Female	4,739	6,245	6,440	
12-17	Male	3,357	5,149	3,792	12,298
	Female	3,538	6,270	3,284	
18-59	Male	9,009	8,464	14,253	31,726
	Female	8,561	9,394	15,987	
=>60	Male	534	403	915	1,852
	Female	460	382	682	
Total		44,483	53,497	65,944	163,924
Registered		13,093	17,658	22,269	

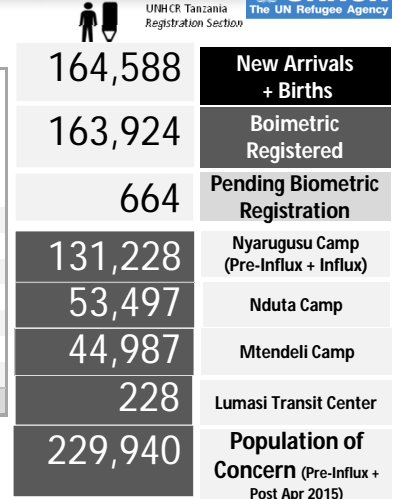


Areas of Origin (Biometric Registered)

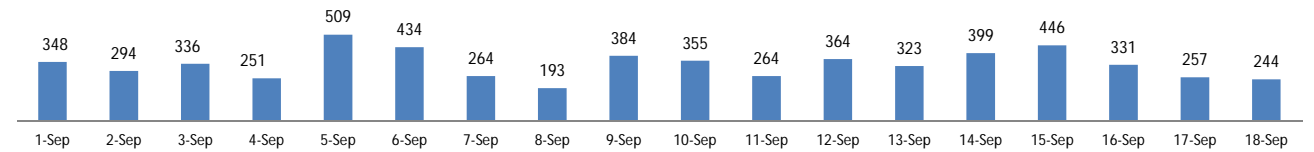
Origin Country	Province	Male	Female	Total	%
Burundi	Makamba	32,241	31,673	63,914	39%
	Ruyigi	11,587	12,423	24,010	15%
	Bururi	7,251	7,688	14,939	9%
	Rutana	5,189	5,659	10,848	7%
	Muyinga	5,684	5,600	11,284	7%
	Cankuzo	3,628	3,677	7,305	4%
	Bujumbura Mairie	2,153	2,720	4,873	3%
	Gitega	1,901	2,570	4,471	3%
	Karuzi	1,645	2,551	4,196	3%
	Kirundo	2,043	2,100	4,143	3%
	Bujumbura Rural	1,658	1,782	3,440	2%
	Ngozi	1,361	1,457	2,818	2%
	Kayanza	426	446	872	1%
	Cibitoke	371	415	786	0%
	Muramvya	268	410	678	0%
Bubanza	303	352	655	0%	
Mwaro	92	140	232	0%	
Congo DR	Sud Kivu (ADM1)	2,292	1,803	4,095	2%
	Nord Kivu	146	152	298	0%
	Katanga	13	24	37	0%
	Kinshasha	2	5	7	0%
	Kasai Oriental	0	3	3	0%
Bas Congo	1	1	2	0%	
Rwanda/Others	Butare	12	3	15	0%
	Kibungo	0	2	2	0%
Uganda	Others	1	1	2	0%
Total		80,267	83,657	163,924	100%

Population of Concern Distribution by Arrival Period/Hosting Location

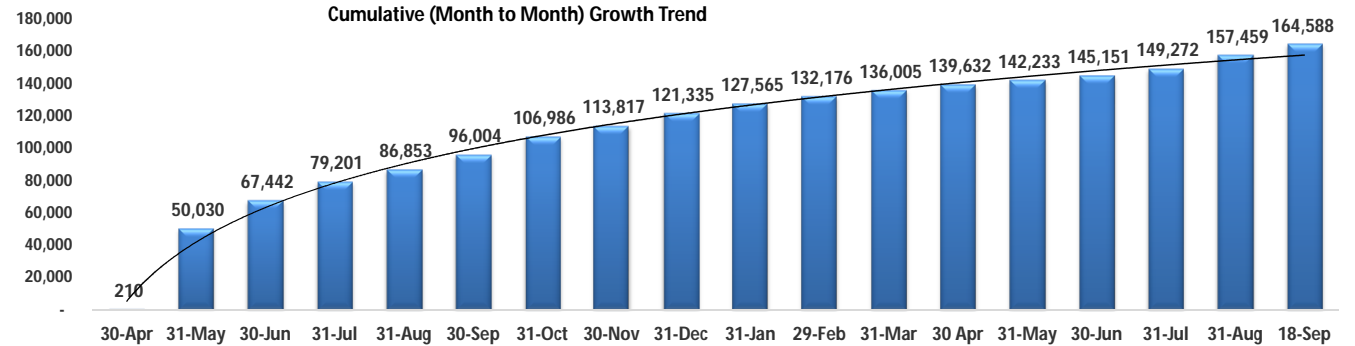
Origin Country	Pre-Influx Pop	Post April 2015 (Influx)										Population of Concern (Pre-Influx + Post April 2015)	
		Nyarugusu		Nduta		Mtendeli		Transit Center	Total Post April 2015 (Influx)				
		Arrivals	Births	Arrivals	Births	Arrivals	Births		Arrivals	Births			
Burundi	2,718	58,406	2,754	52,073	1,424	44,355	632	228	155,062	4,810	159,872	162,590	70.7%
Congo (DR)	62,461	4,544	145						4,544	145	4,689	67,150	29.2%
Rwanda	77	17							17		17	94	0.0%
Uganda	13	1							1		1	14	0.0%
Sudan	9											9	0.0%
Kenya	11											11	0.0%
Others	63	9							9		9	72	0.0%
Total		65,352	62,977	2,899	52,073	1,424	44,355	632	228	159,633	4,955	164,588	100.0%
			65,876		53,497		44,987						



Arrivals this Month (excluding Births)



Cumulative (Month to Month) Growth Trend



The current Burundi refugee situation in Tanzania began late April 2015. The months that followed saw significantly high number of persons of concern arriving in Tanzania, mainly through Kagunga, a tiny border village along Lake Tanganyika and other entry points in Kigoma region. The population was relocated to Nyarugusu camp, which was already host to 65,000 persons of concern, mainly DR Congolese. The camp quickly ran out of capacity to host the new population, prompting the opening of a new camp, Nduta, in Kibondo district on 07-Oct-2015. Nduta's capacity has been put at 60,000. Another camp, Mtendeli in Kikonko district, also began officially receiving refugees from Burundi on 14-Jan-2016. The two new camps will host Burundian refugees, while other nationals fleeing the Burundi situation, mostly DR Congolese will continue to be hosted in Nyarugusu.