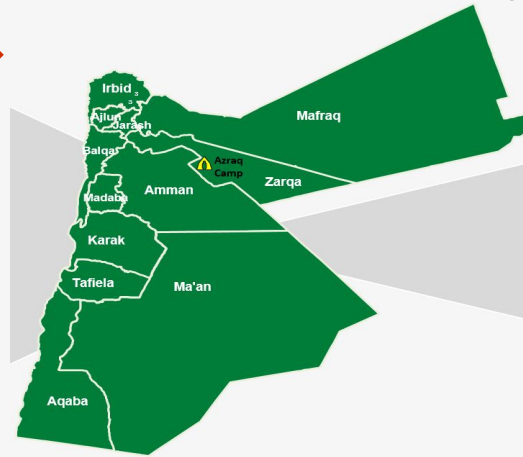
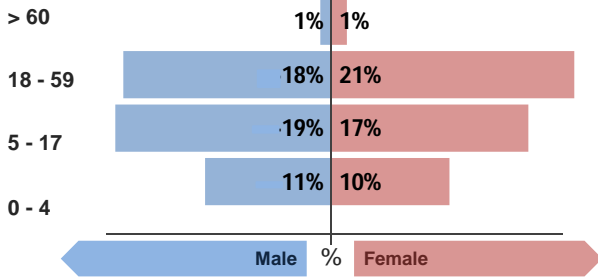


### Refugee population

Total refugee population: **20,854**

Demographic breakdown:



### Key facts

Camp opened:  
**May 2014**

### Indicators at a glance

1	Health utilisation rate	8.3	X
2	Number of consultations per clinician per day	45	✓
3	Hospitalisation rate (/1000/year)	61.0	
4	Referral rate (/1000/month)	16.1	
5	Crude Mortality Rate (CMR) (/1000/month)	0.3	✓
6	Under-five Mortality Rate (U5MR) (/1000/month)	0.8	✓
7	Neonatal Mortality Rate (NNMR) (/1000 livebirths)	14.0	✓

### Notes

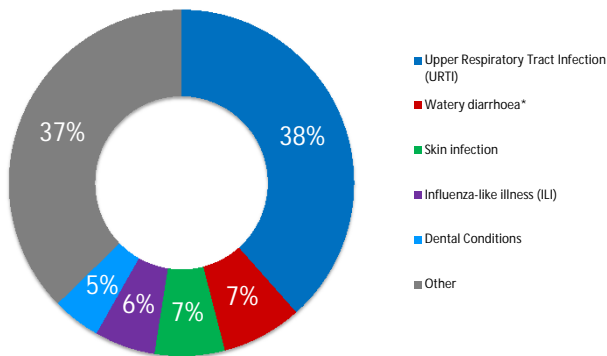
This public health profile for Azraq refugee camp is compiled from health facility data from the following partners:

- IMC Clinics
- IMC Hospital

Data is collected using standardised Health Information System (HIS) data collection and reporting tools and aims to be as accurate as possible.

### Morbidity

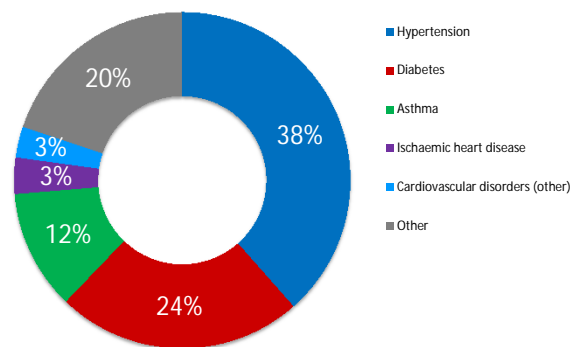
#### Acute health conditions (%)



#### Top 5 acute health conditions

	% morbidity	# of cases
1 Upper Respiratory Tract Infection (URTI)	38%	25,813
2 Watery diarrhoea*	8%	5,050
3 Skin infection	7%	4,407
4 Influenza-like illness (ILI)	6%	3,823
5 Dental Conditions	5%	3,037
- Other	37%	25,037

#### Chronic health conditions (%)

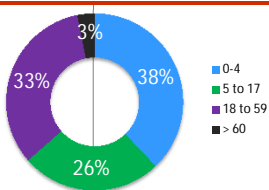


#### Top 5 chronic health conditions

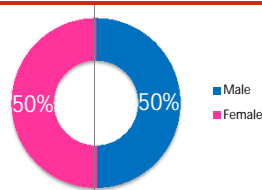
	% morbidity	# of cases
1 Hypertension	38%	1,961
2 Diabetes	24%	1,206
3 Asthma	12%	587
4 Ischaemic heart disease	3%	178
5 Cardiovascular disorders (other)	3%	151
- Other	20%	1,012

#### Breakdown of acute health conditions

##### by age



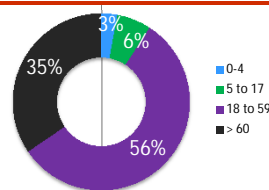
##### by gender



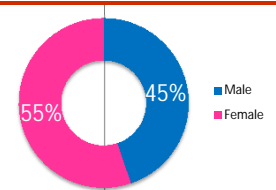
UNHCR gratefully acknowledges the support of the following partners:

#### Breakdown of chronic health conditions

##### by age



##### by gender



## Public Health

### Health Impact

Indicator	Standard	
Crude Mortality Rate (CMR) (/1000/month)	0.3	< 0.51 ✓
Under-five Mortality Rate (U5MR) (/1000/month)	0.8	< 1.5 ✓
Neonatal Mortality Rate (NNMR) (/1000 livebirths)	14.0	< 14.9 ✓

### Access and utilization

No. of health facilities	1 : 6952	1 : < 10,000 ✓
Total number of consultations	86,461	
Health utilisation rate	8.3	1 - 4 ✗
No. of consultations per trained clinician per day	45	< 50 ✓

### Outbreak Alert and Response

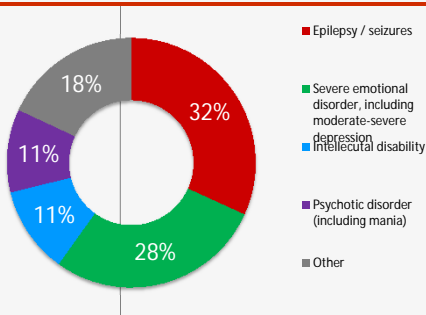
Indicator	Standard
Number of outbreaks reported	0
% of outbreaks investigated within 48 hours	100%

**Laboratory**

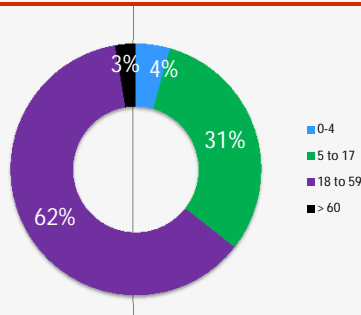
Number of laboratory samples	5,953
------------------------------	-------

## Breakdown of mental health conditions

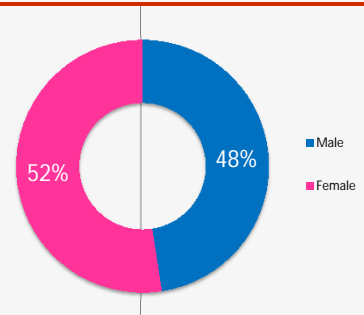
### By cause



### By age

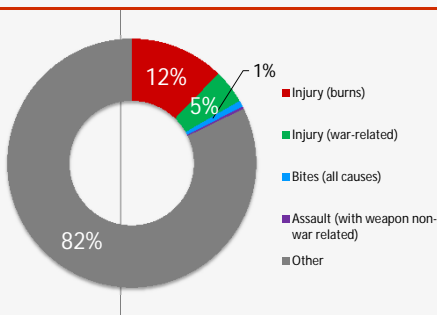


### By gender

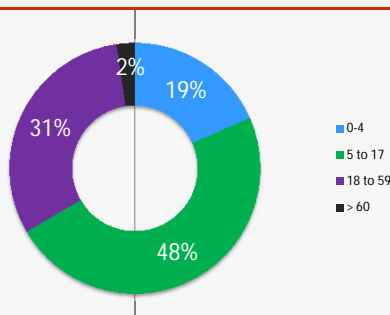


## Breakdown of injuries

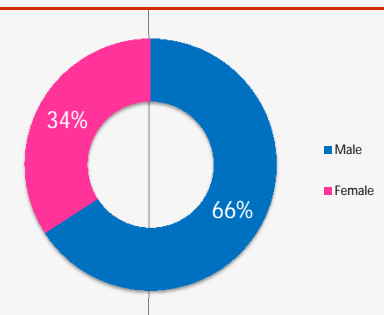
### By cause



### By age



### By gender



## In-patient and referral

### In-patient department

Indicator	Standard	
Hospitalisation rate (/1000/year)	61.0	50 - 150 ✓
Bed occupancy rate	65%	> 75% ✗
Mean length of stay for authorised discharges (days)	1.8	

Indicator	Standard
Overall case fatality rate	0%
Proportion of deaths within 24 hours of admission	0%

## Reproductive Health

### Antenatal care

Indicator	Standard	
Coverage of antenatal care (4 or more visits)	41%	≥ 90% ✗
Coverage of TT vaccination	30%	≥ 90% ✗
Coverage of anaemia screening in pregnancy	99%	≥ 90% ✓

### Delivery care

Proportion of deliveries attended by skilled personnel	100%	≥ 90% ✓
Proportion of deliveries performed by caesarean section	21%	5 - 15% ✗
Proportion of low birth weight deliveries (<2500g)	2%	< 15% ✓

### Maternal mortality

Number of maternal deaths reported	0	
% of maternal deaths investigated within 48 hours	0%	100%

### Postnatal care

Indicator	Standard	
Coverage of postnatal care	36%	≥ 90% ✗

### Sexual and Gender-based Violence

Incidence of rape (reported cases/10,000/year)*		^	✗
% of rape survivors who received PEP** < 72 hours	100%	^	✗
% of rape survivors who received ECP*** < 120 hours	100%	^	✗
% of rape survivors who received STI**** prophylaxis < 2 wks	100%	^	✗

\*Only includes rapes reported at health facilities \*\*Post-exposure prophylaxis \*\*\*Emergency contraceptive pill \*\*\*\*Sexually transmitted infection



View interactive maps and statistics online  
<http://twine.unhcr.org>

#### Legend:

- Standard met
- Standard borderline
- Standard not met
- Interpret data with care
- Data missing

