

Age and Gender Breakdown by Location (Biometric Registered)

Age Cohort	Gender	Location			Total
		Mtendeli	Nduta	Nyarugusu	
0-4	Male	2,502	5,629	6,597	14,728
	Female	2,591	5,762	6,799	
5-11	Male	2,767	6,119	6,392	15,278
	Female	2,790	6,638	6,068	
12-17	Male	2,045	5,145	3,841	11,031
	Female	2,085	6,464	3,123	
18-59	Male	5,104	8,551	14,291	27,946
	Female	5,086	9,988	15,481	
=>60	Male	287	403	929	1,619
	Female	266	381	686	
Total		25,523	55,080	64,207	144,810
Registered		6,390	19,337	16,131	

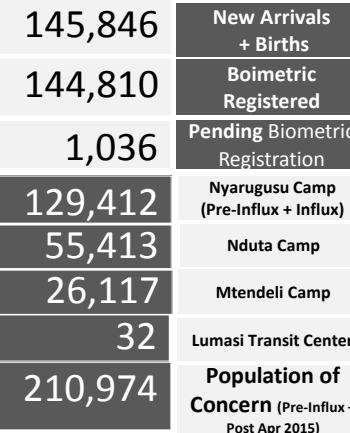


Areas of Origin (Biometric Registered)

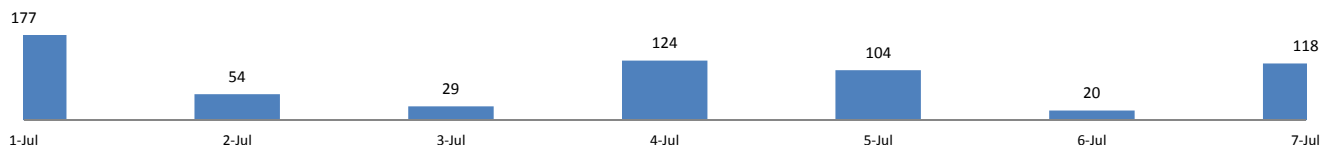
Origin Country	Province	Male	Female	Total	%
Burundi	Makamba	30,679	30,020	60,699	42%
	Ruyigi	8,962	9,763	18,725	13%
	Bururi	6,977	7,292	14,269	10%
	Rutana	4,801	5,166	9,967	7%
	Muyinga	4,880	4,863	9,743	7%
	Bujumbura Mairie	2,041	2,577	4,618	3%
	Cankuzo	2,175	2,385	4,560	3%
	Gitega	1,713	2,289	4,002	3%
	Kirundo	1,759	1,833	3,592	2%
	Karuzi	1,371	2,225	3,596	2%
	Bujumbura Rural	1,591	1,703	3,294	2%
	Ngozi	1,026	1,067	2,093	1%
	Kayanza	377	405	782	1%
	Cibitoke	349	387	736	1%
	Muramvya	253	375	628	0%
	Bubanza	273	320	593	0%
Mwaro	88	124	212	0%	
Congo DR	Sud Kivu (ADM1)	1,148	1,258	2,406	2%
	Nord Kivu	113	117	230	0%
	Katanga	12	24	36	0%
	Kinshasha	2	5	7	0%
	Kasai Oriental	0	3	3	0%
Bas Congo	1	1	2	0%	
Rwanda/Others	Butare	11	3	14	0%
	Kibungo	0	2	2	0%
Uganda	Others	1	1	2	0%
Total		70,602	74,208	144,810	100%

Population of Concern Distribution by Arrival Period

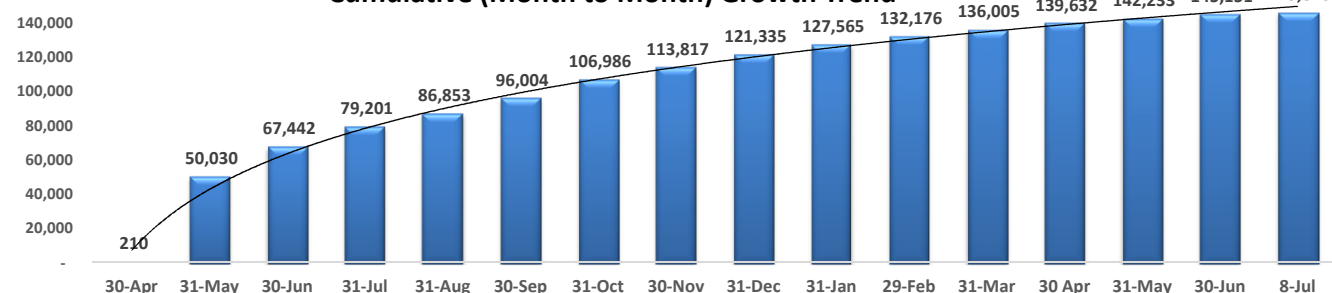
Origin Country	Pre-Influx Pop	Post April 2015 (Influx)										Population of Concern (Pre-Influx + Post April 2015)	
		Nyarugusu		Nduta		Mtendeli		Transit Center	Total Post April 2015 (Influx)				
	Arrivals	Births	Arrivals	Births	Arrivals	Births	Arrivals		Births				
Burundi	2,833	59,073	2,503	54,252	1,161	25,807	310	32	139,164	3,974	143,138	145,971	69.2%
Congo (DR)	62,110	2,631	62						2,631	62	2,693	64,803	30.7%
Rwanda	79	14							14		14	93	0.0%
Uganda	18	1							1		1	19	0.0%
Sudan	9											9	0.0%
Kenya	13											13	0.0%
Others	66											66	0.0%
Total		65,128	61,719	2,565	54,252	1,161	25,807	310	32	141,810	4,036	145,846	100.0%
			64,284		55,413		26,117						



Arrivals this Month (excluding Births)



Cumulative (Month to Month) Growth Trend



The current Burundi refugee situation in Tanzania began late April 2015. The months that followed saw significantly high number of persons of concern arriving in Tanzania, mainly through Kagunga, a tiny border village along Lake Tanganyika and other entry points in Kigoma region. The population was relocated to Nyarugusu camp, which was already host to 65,000 persons of concern, mainly DR Congolese. The camp quickly ran out of capacity to host the new population, prompting the opening of a new camp, Nduta, in Kibondo district on 07-Oct-2015. Nduta's capacity has been put at 60,000. Another camp, Mtendeli in Kakonko district, also began officially receiving refugees from Burundi on 14-Jan-2016. The two new camps will host Burundian refugees, while other nationals fleeing the Burundi situation, mostly DR Congolese will continue to be hosted in Nyarugusu.