


Registration:

Activity from 1 - 31 July 2015	
Registered & Added	Renewed
14 Cases	2,146 Cases
284 Indv.	8,700 Indv.
De-registered	Re-activated
95 Indv.	10 Indv.
Waiting Period	
1 Working Day	5 Working Days

Age Gender Breakdown Registered 1 - 31 July 2015				
Age	F	M	Total	%
0 - 4	129	133	262	92.25%
5 - 11	1	1	2	0.70%
12 - 17	0	1	1	0.35%
18 - 39	3	12	15	5.28%
40 - 59	0	3	3	1.06%
60+	0	1	1	0.35%
Total	133	151	284	100%

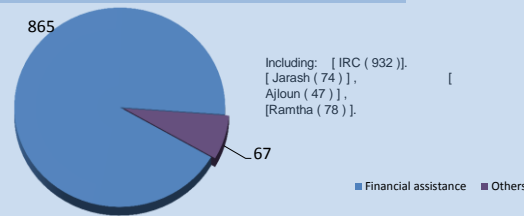
Age Gender Breakdown Total Registered in Irbid as of 31 July 2015				
Age	F	M	Total	%
0 - 4	10,899	11,624	22,523	19%
5 - 11	12,635	13,225	25,860	21%
12 - 17	7,941	8,096	16,037	13%
18 - 39	18,297	15,063	33,360	28%
40 - 59	10,220	7,521	17,741	15%
60+	3,029	2,115	5,144	4%
Total	63,021	57,644	120,665	100%

Place of Residence for Syrian Refugees registered in Irbid as of 31 July 2015




Help Desks:

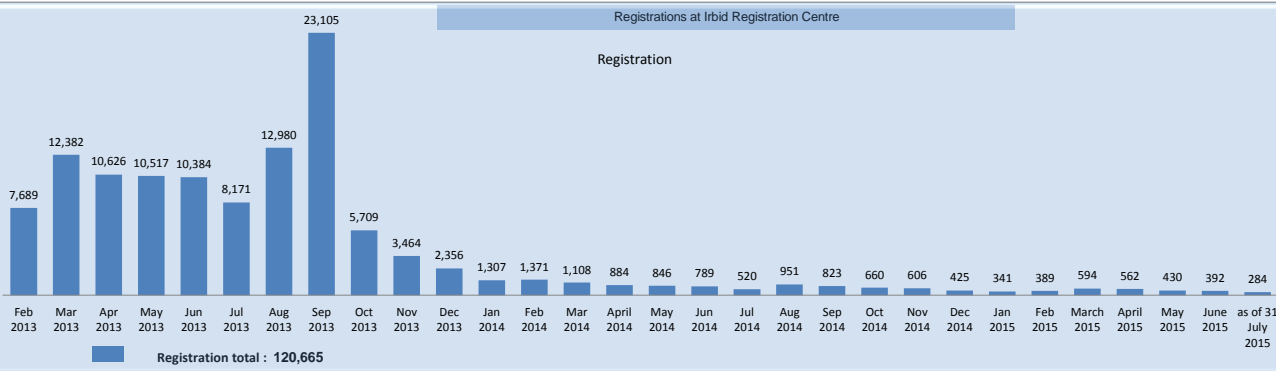
Total Help Desk Inquiries For 1 - 31 July 2015



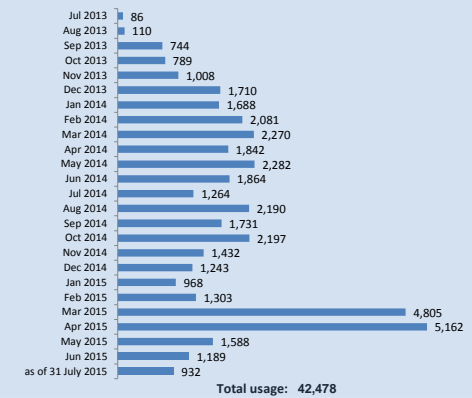
Place of Origin for Syrian Refugees registered in Irbid as of 31 July 2015



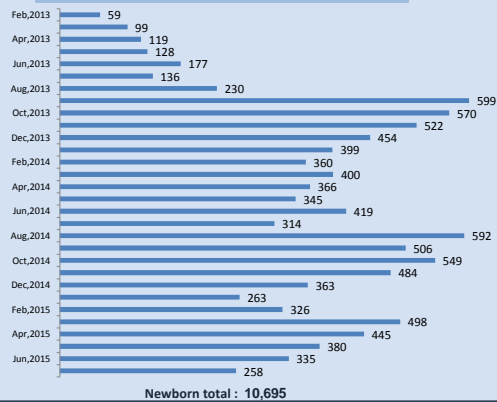
Registrations at Irbid Registration Centre



Refugee usage of Help Desk from Jul 2013 - 31 July 2015



Newborn Babies Registered as of 31 July 2015



Camps Population as of 31 July 2015

