

Water, Sanitation and Hygiene promotion intervention in Lebanon

## Main population figures\*

Total Number of refugees	<b>453,495</b>
Registered refugees	<b>343,843</b>
Refugees awaiting registration	<b>109,652</b>
Total estimated refugee population by RRP4/June'13	<b>300,000</b>

## Situation Overview

Refugees in Lebanon are scattered across the country with the largest concentrations of registered refugees living in North Lebanon (50%) and the Bekaa Valley (38%). There are no camps in Lebanon, but most refugees are hosted or living in rented spaces, and 13% live in collective shelters and tented settlements.

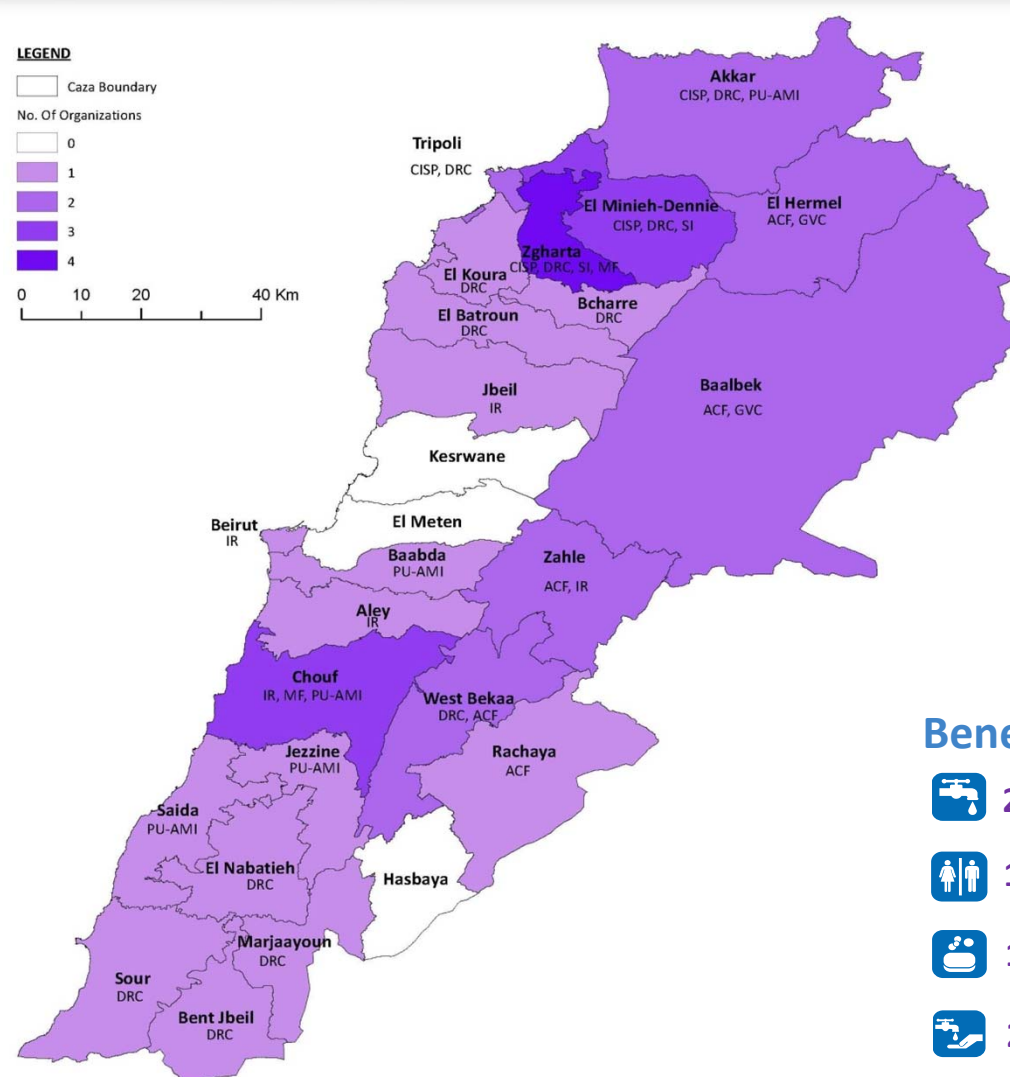
The influx of refugees from Syria has put further pressure on resources, including water which is scarce in many parts of Lebanon, and on existing water and sanitation facilities and services. Drinking water supply and sanitation is managed by Water Establishment and by Municipalities, but the capacity of municipalities and other authorities to meet the demand is stretched.

WASH activities are implemented based on needs, however tented settlements, unfinished buildings, collective shelters and host families remain priority for response. Interventions need to be planned with national, regional and municipal authorities, and the priority activities are distribution of filter and upgrading networks to improve water quality, water trucking, installation of water tanks, construction/rehabilitation of latrines, waste management, distribution of hygiene items, hygiene promotion and WASH in Schools.

### Needs Assessment in 2013



- 1 WASH Assessment on going - ACF
- 4 Multi sectoral Assessment completed - AVSI, Oxfam, SI, WVI
- 3 Multi sectoral Assessment on going - CISP, GVC, PU-AMI



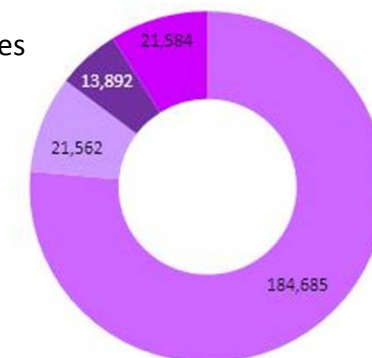
## Main Activities

- Water:** Installation of water tanks, water quality testing, water treatment construction/rehabilitation of water network and development of new water supply source
- Sanitation:** Desludging of pit/htanks, construction/rehabilitation of latrines/showers and collection & disposal of solid waste
- Hygiene:** Hygiene promotion and distribution of hygiene kits
- WASH in Schools:** rehab. of WASH facilities, distribution of water filters and water tanks

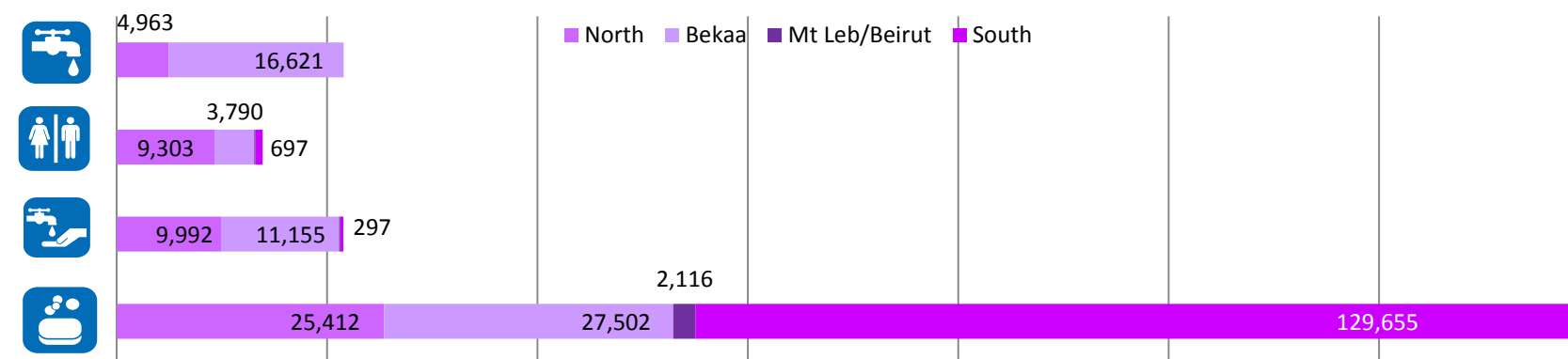


## Beneficiaries of WASH intervention of April 2013

- 21,584** Provision of water storage facilities
- 13,892** Access to adequate latrines
- 184,685** Hygiene Kits distributed
- 21,562** Hygiene ptomotion activities



## Beneficiaries by Activity by Governorate - April 2013



**Current needs for WASH programme**

\$ 12.5 M Received	Gap \$ 25.2 M
--------------------	---------------

