

Age and Gender Breakdown by Location (Biometric Registered)

Age Cohort	Gender	Location			Total
		Mtendeli	Nduta	Nyarugusu	
0-4	Male	497	4,966	7,668	13,131
	Female	501	5,083	7,887	13,471
5-11	Male	650	5,796	8,070	14,516
	Female	620	6,276	7,832	14,728
12-17	Male	403	4,910	5,081	10,394
	Female	369	6,078	4,368	10,815
18-59	Male	1,110	7,778	17,225	26,113
	Female	1,055	8,837	18,034	27,926
=>60	Male	58	351	1,095	1,504
	Female	59	332	832	1,223
Total		5,322	50,407	78,092	133,821
Registered		1,754	18,309	19,497	

Average Household (HH) size = 3.4; Average HH Size excluding HH size 1 = 4



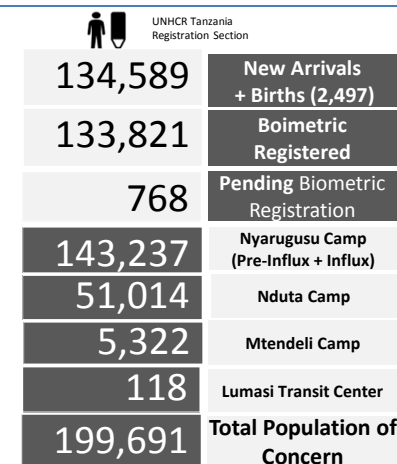
Areas of Origin (Biometric Registered)

Origin Country	Province	Male	Female	Total	%
Burundi	Makamba	29,801	29,059	58,860	44%
	Ruyigi	7,765	8,147	15,912	12%
	Bururi	6,635	6,910	13,545	10%
	Rutana	4,639	4,966	9,605	7%
	Muyinga	4,342	4,184	8,526	6%
	Bujumbura Mairie	1,860	2,332	4,192	3%
	Cankuzo	1,784	2,026	3,810	3%
	Gitega	1,550	2,068	3,618	3%
	Kirundo	1,616	1,659	3,275	2%
	Karuzi	1,183	1,941	3,124	2%
	Bujumbura Rural	1,493	1,551	3,044	2%
	Ngozi	775	795	1,570	1%
	Kayanza	337	357	694	1%
	Cibitoke	313	338	651	0%
	Muramvya	227	341	568	0%
	Bubanza	247	278	525	0%
Mwaro	87	114	201	0%	
Congo DR	Sud Kivu (ADM1)	889	974	1,863	1%
	Nord Kivu	92	89	181	0%
	Katanga	12	24	36	0%
	Kinshasha	2	5	7	0%
	Kasai Oriental	0	3	3	0%
Bas Congo	1	1	2	0%	
Rwanda/Others	Butare	8	0	8	0%
	Kibungo	0	1	1	0%
Total		65,658	68,163	133,821	100%

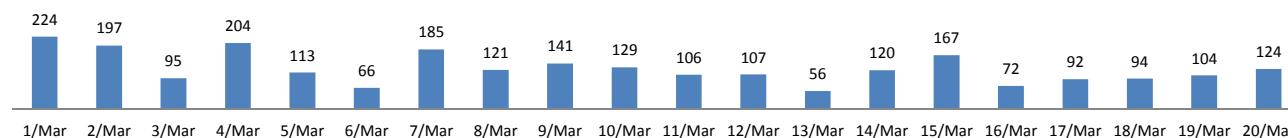
Total Population of Concern Distribution by Arrival Period

Origin Country	Pre-Influx Pop	Post April 2015 (Influx)				Total	Total Population of Concern		
	Nyarugusu	Nyarugusu	Nduta	Mtendeli	Transit Center		Total	%	
Burundi	2,975	76,035	51,014	5,322	118	132,489	135,464	67.8%	
Congo (DR)	61,939	2,091				2,091	64,030	32.1%	
Rwanda	83	9				9	92	0.0%	
Uganda	17					0	17	0.0%	
Sudan	9					0	9	0.0%	
Kenya	13					0	13	0.0%	
Others	66					0	66	0.0%	
Total		65,102	78,135	51,014	5,322	118	134,589	199,691	100.0%

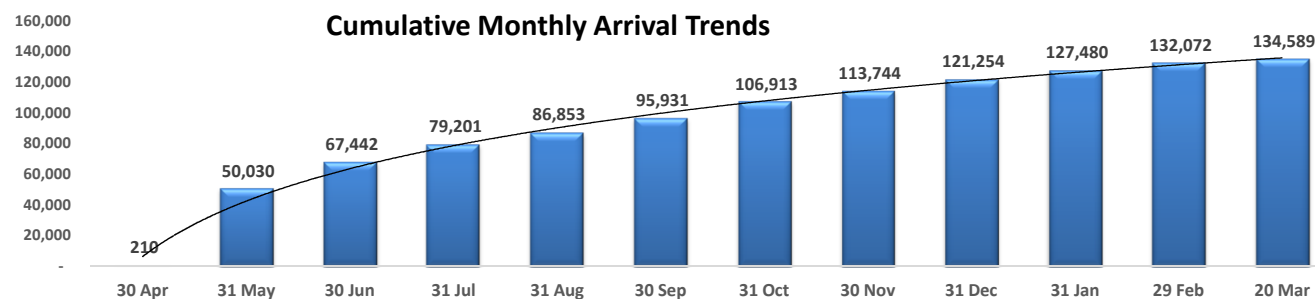
Total Births recorded among New Arrivals = 2,497



Arrivals (This Month)



Cumulative Monthly Arrival Trends



The current Burundi refugee situation in Tanzania began late April 2015. The months that followed saw significantly high number of persons of concern arriving in Tanzania, mainly through Kagunga, a tiny border village along Lake Tanganyika and other entry points in Kigoma region. The population was relocated to Nyarugusu camp, which was already host to 65,000 persons of concern, mainly DR Congolese. The camp quickly ran out of capacity to host the new population, prompting the opening of a new camp, Nduta, in Kibondo district on 07-Oct-2015. Nduta's capacity has been put at 50,000. Another camp, Mtendeli in Kakonko district, also began officially receiving refugees from Burundi on 14-Jan-2016. The two new camps will host Burundian refugees, while other nationals fleeing the Burundi situation will continue to be hosted in Nyarugusu.