



**On 16-Sep-2015**

<b>192</b>	<b>Inds Arrived (new) in Country</b>
199	Inds Biometrically Registered
297	Inds Reg'd (Household Level)

**Indi/HH in Camp/Transit/Reception Centers**

		
Nyarugusu Camp	94,222	34,672
Manyovu RC		
Lumasi TC	22	12
Kagunga/Other RC	17	9
<b>Total</b>	<b>94,261</b>	<b>34,693</b>

39 Individuals are in RC/TC Pending Relocation to Camp

**Areas of Origin**

Province	Female	Male	Total	%
Makamba	26,849	25,087	51,936	55.9%
Bururi	5,874	5,793	11,667	12.6%
Muyinga	2,475	2,281	4,756	5.1%
Rutana	3,068	3,157	6,225	6.7%
Ruyigi	1,513	1,905	3,418	3.7%
Bujumbura Mairie	1,370	1,541	2,911	3.1%
Bujumbura Rural	1,239	1,158	2,397	2.6%
Gitega	857	1,243	2,100	2.3%
Kirundo	905	886	1,791	1.9%
Karuzi	635	1,095	1,730	1.9%
Canukuzo	697	702	1,399	1.5%
Ngozi	376	342	718	0.8%
Cibitoke	208	221	429	0.5%
Bubanza	176	199	375	0.4%
Kayanza	156	169	325	0.3%
Muramvya	128	159	287	0.3%
Sud Kivu (ADM1)	110	127	237	0.3%
Mwaro	66	79	145	0.2%
Nord Kivu	11	9	20	0.0%
Katanga	7	5	12	0.0%
Butare	3	0	3	0.0%
Kasai Oriental	3	3	3	0.0%
Lindi	1	0	1	0.0%
Kibungo	1	0	1	0.0%
Katanga	2	2	2	0.0%
Bas Congo	1	1	2	0.0%
Kinshasha	1	1	1	0.0%
<b>Total</b>	<b>46,726</b>	<b>46,165</b>	<b>92,891</b>	
	50.3%	49.7%		

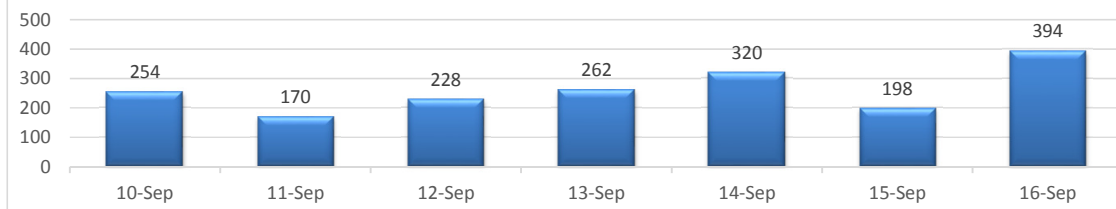
**Age & Gender Breakdown**

Age Cohort	Female	Male	Total	%
<b>0-4 Yrs</b>	8,919	9,083	18,002	19.0%
<b>5-11 Yrs</b>	10,665	10,665	21,330	23.6%
<b>12-17 rs</b>	7,731	7,782	15,513	17.4%
<b>18-59 Yrs</b>	18,301	17,796	36,097	37.7%
<b>=&gt;60 Yrs</b>	1,110	839	1,949	2.1%
<b>Total</b>	<b>46,726</b>	<b>46,165</b>	<b>92,891</b>	
	50.3%	49.7%		

**Camp Population**

Origin	Pre-Influx	Influx	Total	%
Burundi	3,338	92,943	96,281	60.2%
Congo (DR)	62,203	1,271	63,474	39.7%
Rwanda	83	8	91	0.1%
Uganda	18		18	0.0%
Sudan	9		9	0.0%
Kenya	8		8	0.0%
Others	63		63	0.0%
<b>Total</b>	<b>65,722</b>	<b>94,222</b>	<b>159,944</b>	


 UNHCR Tanzania  
 Registration Section

**94,222**
**Total  
(Arrivals in Camp)**
**92,891**
**Registered  
(Biometrics)**
**1,331**
**Pending  
(Biometrics)**
**159,944**
**Camp Pop  
(Pre-Influx +  
Influx)**
**Arrivals in Camp (last 7 days)**

**Arrivals in Camp by Week**
