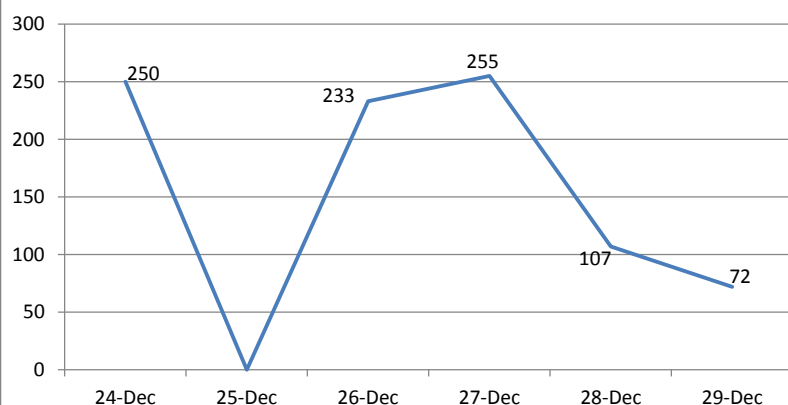
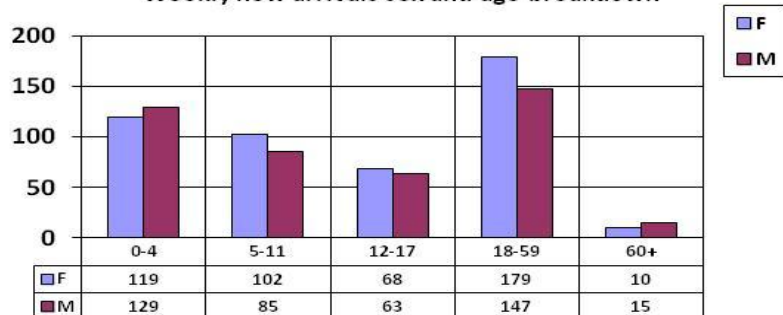


WEEKLY STATISTICS

Daily registration trend



Weekly new arrivals sex and age breakdown



Weekly registration: 24-30 December 2012

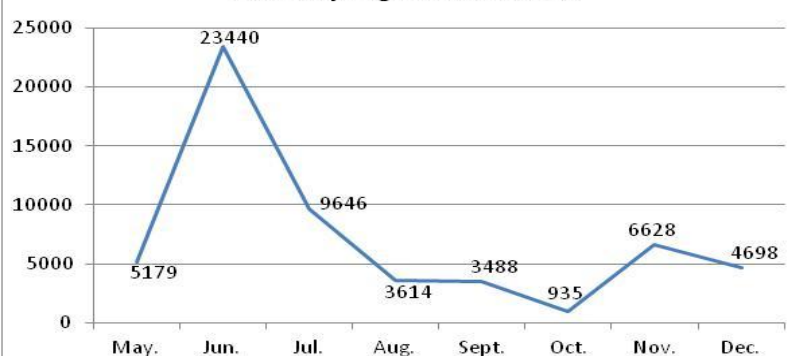
- ① During the current week (24 - 30 December) **917 individuals** have been registered;
- ② Out of 917 individuals, all are new arrivals and no new births.
- ③ 61.7% of new arrivals are minors and 38.3% are above 18 years
- ④ 52.1% are female, 47.9% are male;
- ⑤ Rejections:
10 individuals have been rejected for the following reasons:
 - 3 recyclers;
 - 7 active combatant;
 - 0 visitors;
- ⑥ The registration team has identified:
 - 13 Separated children/UAM (SC)
 - 45 Women at risks (WR)

INACTIVATION:

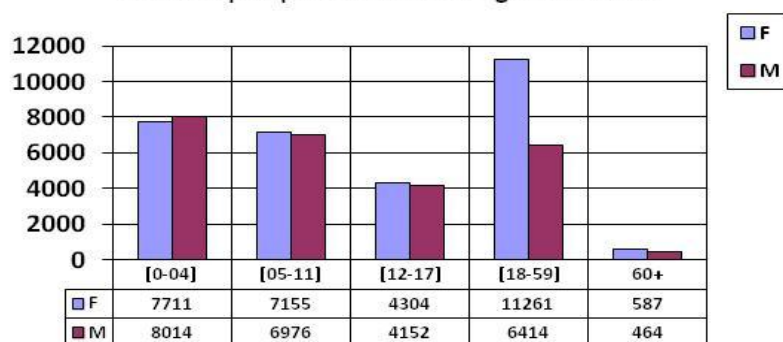
- ① **No individuals have been inactivated currently this week**

CUMULATIVE STATISTICS

Monthly registration trend



Yida Camp Population sex and age breakdown



Registration Unit Dec-12

Cumulative statistics and trends

- ① **57,038 individuals, 15,155 households** are registered in Yida camp. 63.1% are females head of household and 36.9% are males.
- ② **INACTIVATION (Cumulative):**
Decreasing in numbers is due to ongoing cleaning up:
-14,105 individuals have been inactivated since September 1.
- NB: 728 individuals are still active but did not show up for the December 2012 GFD. This will be monitored during January 2013 GFD.