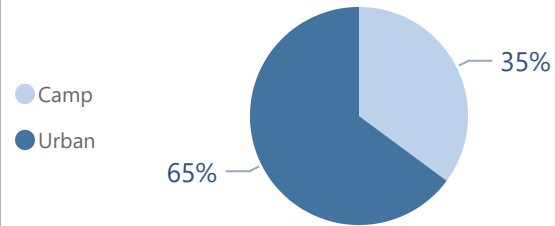
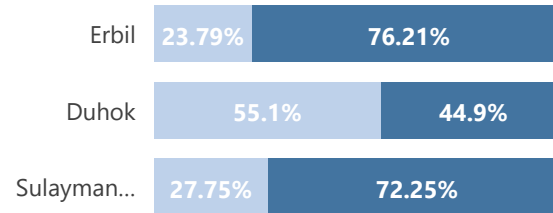
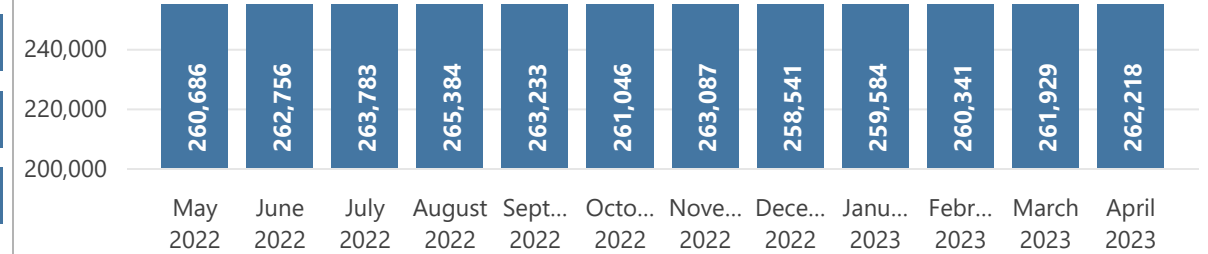


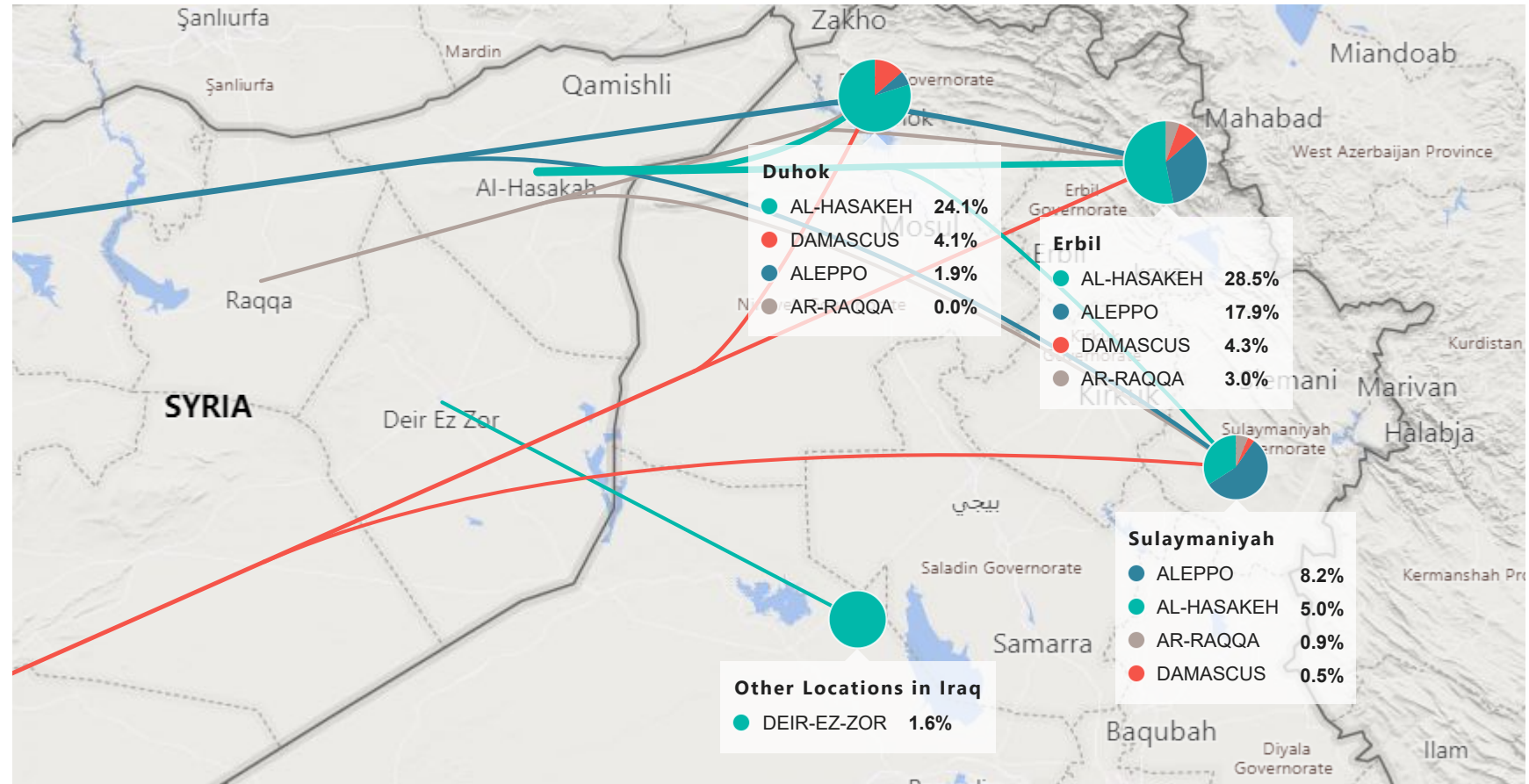
**Camp and Urban Population**

 Camp  
 Urban

 Camp  
 Urban

**Population Trend**


Governorate	Individuals	Household	% of Total
<b>Erbil</b>	<b>127,579</b>	<b>37,552</b>	<b>48.65%</b>
Erbil Urban	97,231	30,752	37.08%
Darashakran Camp	11,653	2,533	4.44%
Qushtapa Camp	8,687	1,993	3.31%
Kawergosk Camp	8,103	1,864	3.09%
Basirma Camp	1,905	410	0.73%
<b>Duhok</b>	<b>83,817</b>	<b>21,604</b>	<b>31.96%</b>
Duhok Urban	31,601	10,061	12.05%
Domiz Camp	28,650	6,263	10.93%
Domiz Camp 2	10,129	2,173	3.86%
Gawilan Camp	9,731	2,151	3.71%
Bardarash Camp	2,739	727	1.04%
Akre Settlement	967	229	0.37%
<b>Sulaymaniyah</b>	<b>34,412</b>	<b>10,688</b>	<b>13.12%</b>
Sulaymaniyah Urban	24,864	8,415	9.48%
Arbat Camp	9,548	2,273	3.64%
<b>Other</b>	<b>16,410</b>	<b>10,328</b>	<b>6.26%</b>
Other Urban Locations	16,410	10,328	6.26%
<b>Total</b>	<b>262,218</b>	<b>80,172</b>	<b>100.00%</b>

Information Management Unit: irqerbim@unhcr.org

Data source: UNHCR Registration Unit, Erbil, Iraq

**Syrian Refugees Registered in Iraq**


● Al-Hasakeh, Deir-ez-Zor ● Aleppo ● Damascus ● Ar-Raqqa