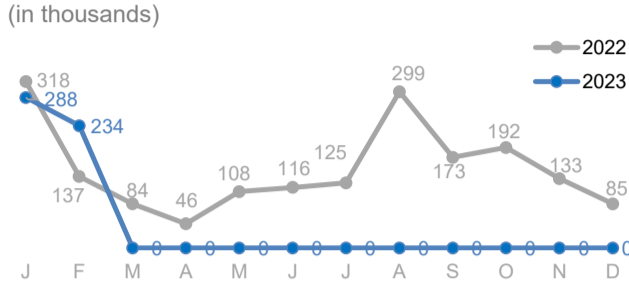


View the interactive dashboard here: <http://prmn-somalia.unhcr.org/>

TOTAL DISPLACEMENTS

234,000 in February
522,000 (Jan - Dec 2023)
1,816,000 (Jan - Dec 2022)

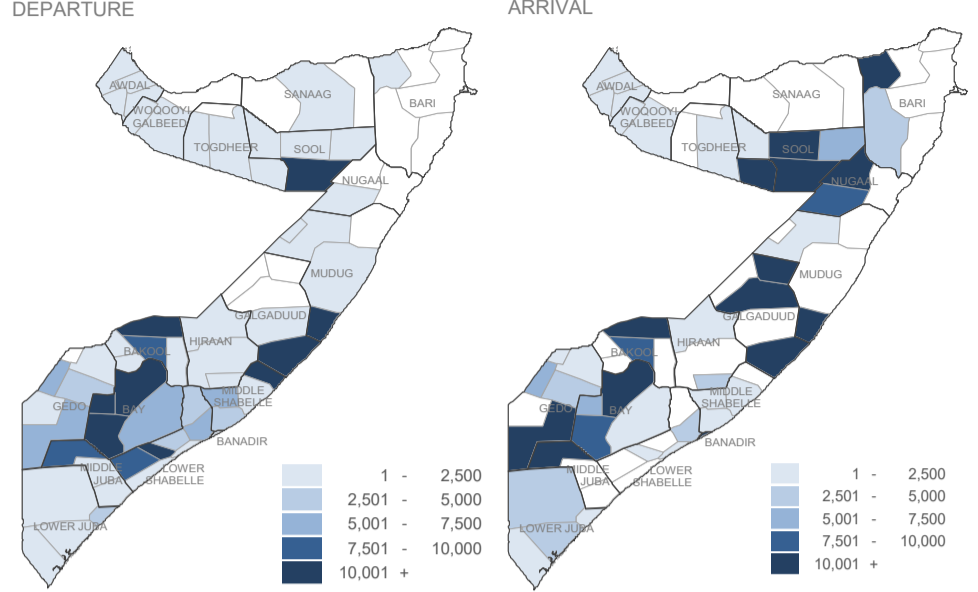
The UNHCR-led PRMN implemented in partnership with NRC reported 23,064 new internal displacements in the month of February 2023. Of these, 143,721 were triggered by conflict / insecurity while 84,111 were related to drought or lack of livelihood and 6,232 were displaced due to other reasons. There was no displacement due to floods.



BY REGION (Jan - Dec 2023)

DEP	ARR	
Hiraan	690 2,940	
Lower Shabelle	34,760 3,250	
Middle Shabelle	26,990 4,220	
Gedo	16,640 28,120	
Bay	61,160 46,490	
Bari	20 23,210	
Lower Juba	4,810 7,960	
Galgaduud	94,360 148,310	
Mudug	81,430 28,000	
Bakool	32,320 27,120	
Sanaag	20	
Middle Juba	10,250 11,160	
Banadir	210 57,900	
Awdal	1,080 1,080	
Togdheer	1,100 35,640	
Sool	156,080 39,130	
Nugaal	10 57,310	
Woq. Galbeed	410 480	

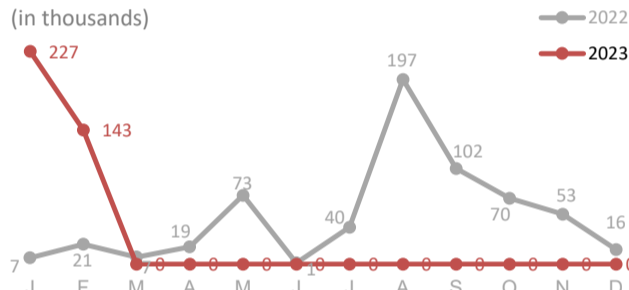
BY DISTRICT (Jan - Dec 2023)



CONFLICT / INSECURITY DISPLACEMENTS

144,000 in February
371,000 (Jan - Dec 2023)
607,000 (Jan - Dec 2022)

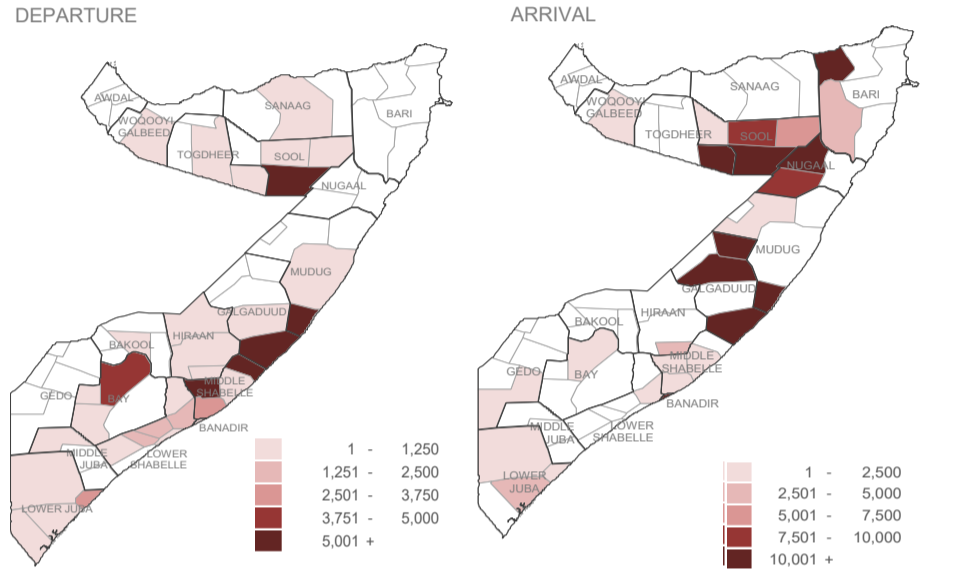
Major displacements in February occurred in Sool (114,208) and Middle Shabelle (20,617) regions particularly due to military offensive activities.



BY REGION (Jan - Dec 2023)

DEP	ARR	
Lower Shabelle	8,440 230	
Bay	3,740 1,080	
Galgaduud	94,360 148,310	
Gedo	10 10	
Bakool	10	
Lower Juba	3,560 3,550	
Sool	152,030 36,110	
Sanaag	10	
Middle Juba	60	
Togdheer	290 33,970	
Mudug	81,340 28,000	
Banadir	210 32,680	
Middle Shabelle	25,980 3,450	
Hiraan	620 2,870	
Bari	23,190	
Nugaal	57,310	
Awdal		
Woq. Galbeed		260

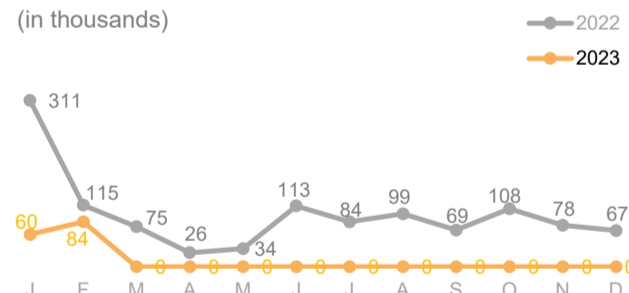
BY DISTRICT (Jan - Dec 2023)



DROUGHT RELATED DISPLACEMENTS

84,000 in February
144,000 (Jan - Dec 2023)
1,179,000 (Jan - Dec 2022)

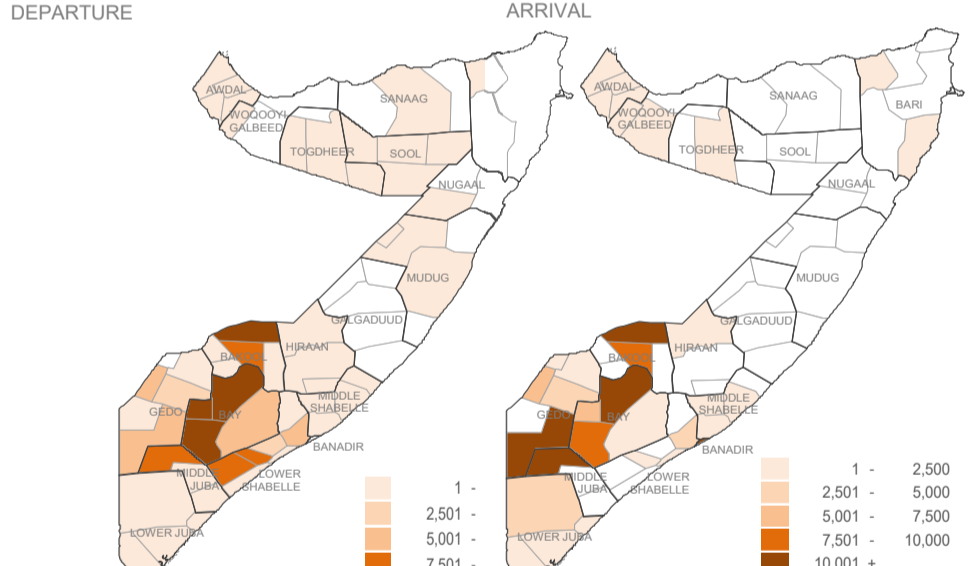
The highest displacements in February owing to drought were recorded in Bay (34,881), Lower Shabelle (15,833) Bakool (12,809) and Gedo (12,208) regions.



BY REGION (Jan - Dec 2023)

DEP	ARR	
Bay	55,990 44,470	
Bari	20 20	
Sanaag		
Bakool	31,520 26,470	
Awdal	930 930	
Sool	90	
Gedo	16,170 27,630	
Lower Shabelle	26,320 3,020	
Mudug	90	
Togdheer	660 590	
Hiraan	70 70	
Nugaal	10	
Lower Juba	1,230 4,370	
Woq. Galbeed	30 220	
Middle Juba	10,000 10,550	
Banadir		25,040
Middle Shabelle	1,010 770	
Galgaduud		

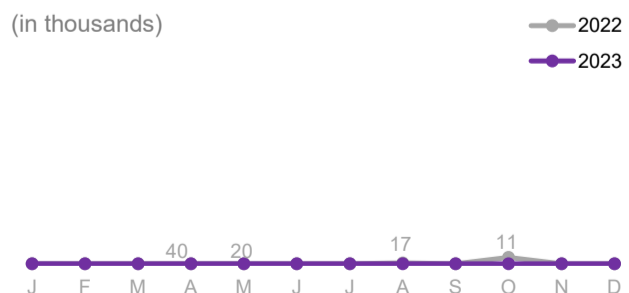
BY DISTRICT (Jan - Dec 2023)



FLOOD DISPLACEMENTS

0 in February
100 (Jan - Dec 2023)
13,100 (Jan - Dec 2022)

There was flood related displacement recorded in November 2022.



BY REGION (Jan - Dec 2023)

DEP	ARR
Hiraan	10
Lower Shabelle	
Middle Shabelle	
Gedo	
Lower Juba	
Bari	11,380
Mudug	
Banadir	20
Middle Juba	
Galgaduud	
Bakool	
Bay	
Awdal	120 1,700
Sool	
Woq. Galbeed	
Sanaag	
Togdheer	
Nugaal	

PRIORITY NEED ON ARRIVAL (February 2023 in %)

Region	Food	Water	Shelter	Health	Protection	Transport	Other
Awdal	18	1	1		79		
Bakool	100						
Banadir	25	1	2		72		
Bari	100						
Bay	98		2				
Galgaduud							
Gedo	93			6	1		
Hiraan	97		2		1		
Lower Juba	88	1	2	7	1		
Lower Shabelle	38		4		29	28	
Middle Juba	100						
Middle Shabelle	73	25		1			
Mudug	100						
Nugaal	84				16		
Sanaag							
Sool	24		76				
Togdheer	28		71				
Woq. Galbeed	33	15	2		50		

AGE & GENDER (2023)

Age Group	Female (%)	Male (%)
0-4	12%	12%
5-11	11%	13%
12-17	9%	9%
18-59	15%	13%
60+	2%	3%

Women & children 84%
Disaggregated data for displaced persons are based on those displacement reports where data has been collected at household level

NEED	Percentage
Food	
Water	
Shelter	
Health	
Protection	
Livelihood	
Humanitarian Aid	
Transport	
Other	

About PRMN

The PRMN (Protection & Return Monitoring Network) is a UNHCR-led project which identifies and reports on displacements (including returns) of populations in Somalia. The network also identifies and reports on protection risks and incidents underlying such movements. Only figures collected by PRMN are reported above. Not all displacements in Somalia are captured. This dashboard should be read in conjunction with the Notes on PRMN Methodology (<https://data2.unhcr.org/en/documents/details/53888>) which outline the approach and certain limitations. The figures shown are for numbers of individuals and are based on interviews with key informants and/or displaced households at destination (unless otherwise noted). Further information and datasets available on request use contact below.



UNHCR is grateful for the generous contributions of donors who have directly contributed to the UNHCR Somalia operation in 2023

