

13.0 MILLION PERSONS OF CONCERN

The total population of concern (PoC) to UNHCR in West and Central Africa (WCA) relates to the people UNHCR is mandated to protect and assist. It includes those who have been forcibly displaced; those who have returned home within recent years; those who are stateless or at risk of statelessness; and other groups to whom UNHCR has extended its protection or assisted on a humanitarian basis.

1.6 MILLION REFUGEES & ASYLUM-SEEKERS

7.7 MILLION INTERNALLY DISPLACED PERSONS

1.6 MILLION STATELESS & AT RISK OF STATELESSNESS

1.7 MILLION RETURNED INTERNALLY DISPLACED

0.1 MILLION REFUGEES RETURNEES

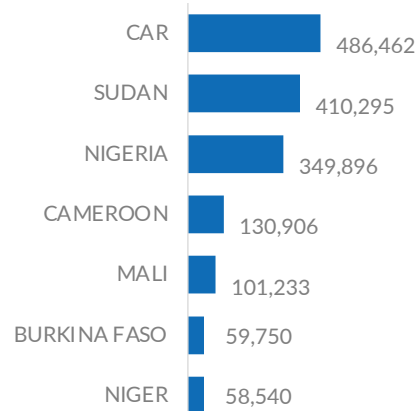
0.1 MILLION OTHERS OF CONCERN

The total of 1.6 million refugees represents an 6% increase from December 2021. Chad hosts the largest number of refugees in the region with 37%. Cameroon is the second largest refugee-hosting country in the region with 30%. CAR, Sudan, and Nigeria are the main countries of origin (together 74%) of the region's refugees with a contribution of 29%, 24%, and 21% respectively.

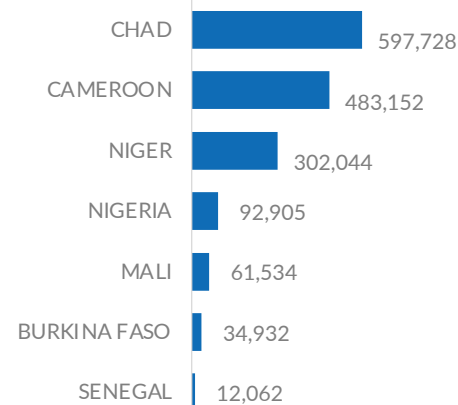
The number of internally displaced rose to an estimated 7.7 million. Nigeria hosts 41% of IDPs in the region. Burkina Faso is the second largest country in terms of IDPs (24%).

The Lake Chad Basin hosts 36% of forcibly displaced population in West and Central Africa. Central Sahel hosts the second largest number (33%) with the majority being Internally Displaced Persons in Burkina Faso (61%).

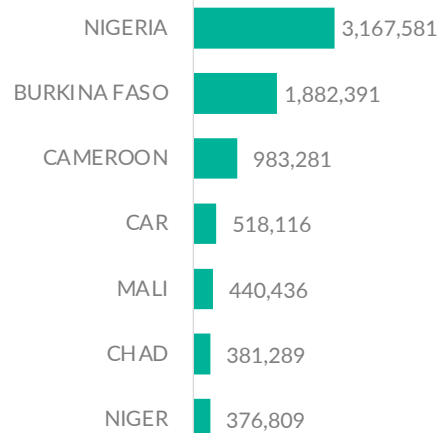
MAIN COUNTRIES OF ORIGIN



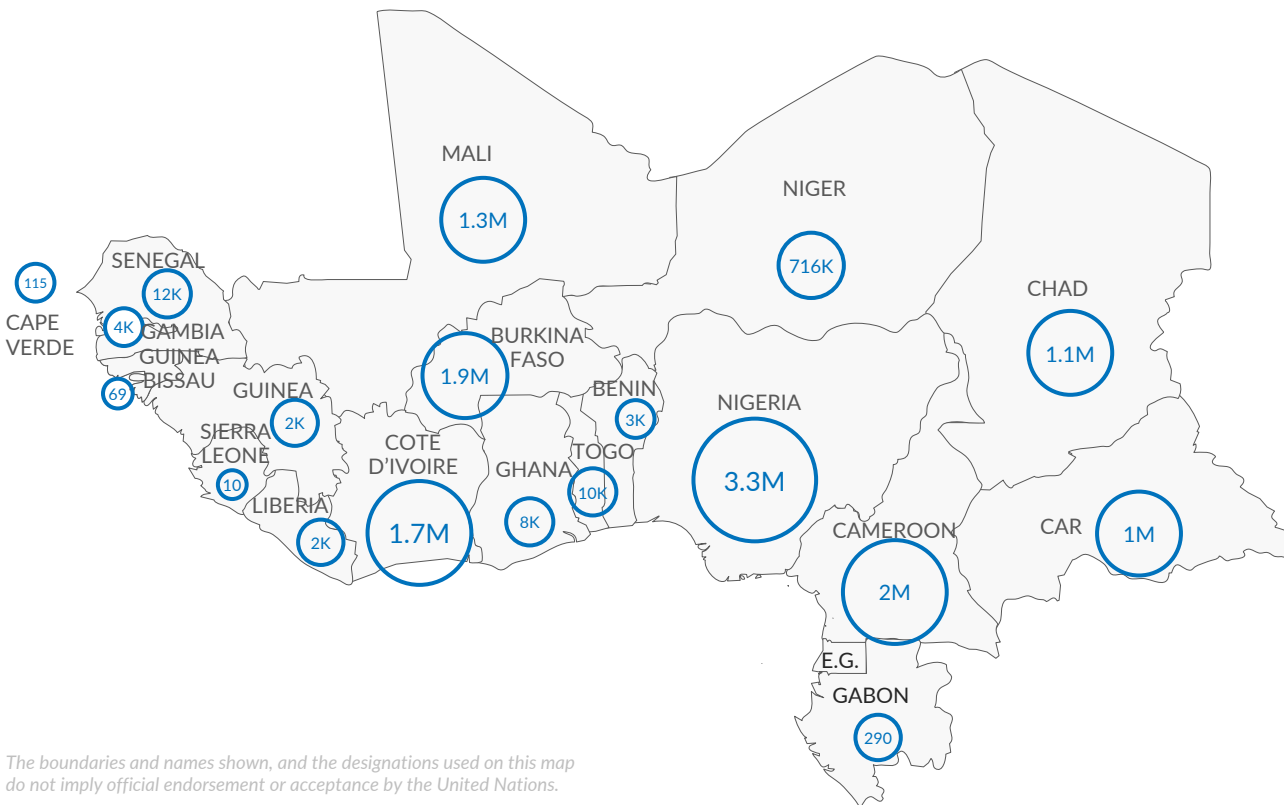
MAIN COUNTRIES OF ASYLUM



INTERNAL DISPLACEMENTS



PERSONS OF CONCERN BY COUNTRY

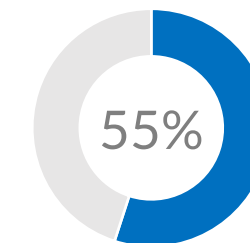


The boundaries and names shown, and the designations used on this map do not imply official endorsement or acceptance by the United Nations.

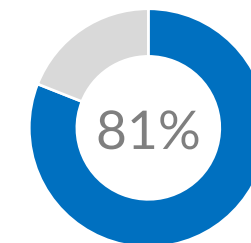
	REFUGEES	ASYLUM SEEKERS	REFUGEES RETURNEES	IDPs	RETURNED IDP	STATELESS	OTHERS	TOTAL
BENIN	1,883	1,474						3,357
BURKINA FASO	34,379	553		1,882,391				1,917,323
CAMEROON	473,887	9,265		983,281	555,668			2,022,101
CAPE VERDE						115		115
CAR	11,226	473	31,662	518,116	499,430			1,060,907
CHAD	592,769	4,959		381,289			101,551	1,080,568
COTE D'IVOIRE	5,637	212				1,656,330		1,662,179
GABON	213	77						290
GAMBIA	3,690	208						3,898
GHANA	6,099	1,952						8,051
GUINEA	2,204	266						2,470
GUINEA BISSAU	32	37						69
LIBERIA	1,674	828						2,502
MALI	60,639	895	84,898	440,436	695,598			1,282,466
NIGER	255,309	46,735		376,809			37,591	716,444
NIGERIA	91,285	1,620	3,880	3,167,581				3,264,366
SENEGAL	11,799	263						12,062
SIERRA LEONE	10							10
TOGO	9,097	778						9,875
GRAND TOTAL	1,561,832	70,595	120,440	7,749,903	1,750,696	1,656,445	139,142	13,049,053

REFUGEE POPULATION PROFILE

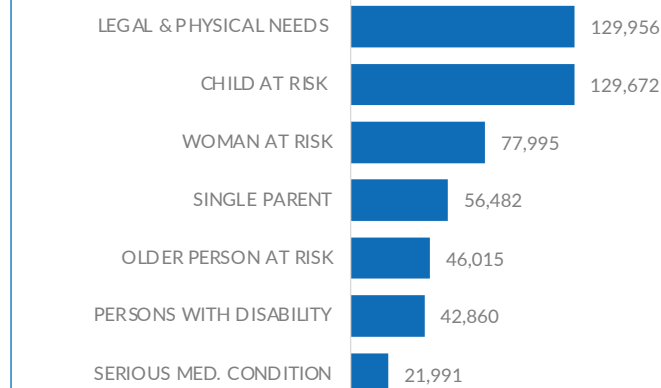
CHILDREN



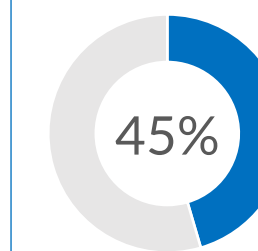
WOMEN & CHILDREN



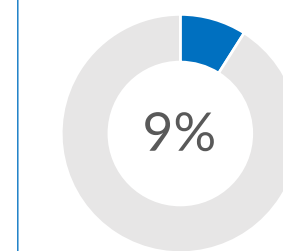
REFUGEES WITH SPECIFIC NEEDS



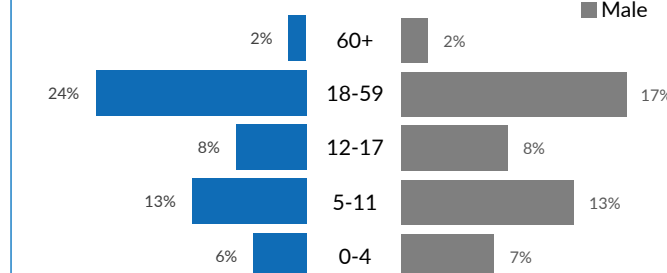
REFUGEES IN CAMPS



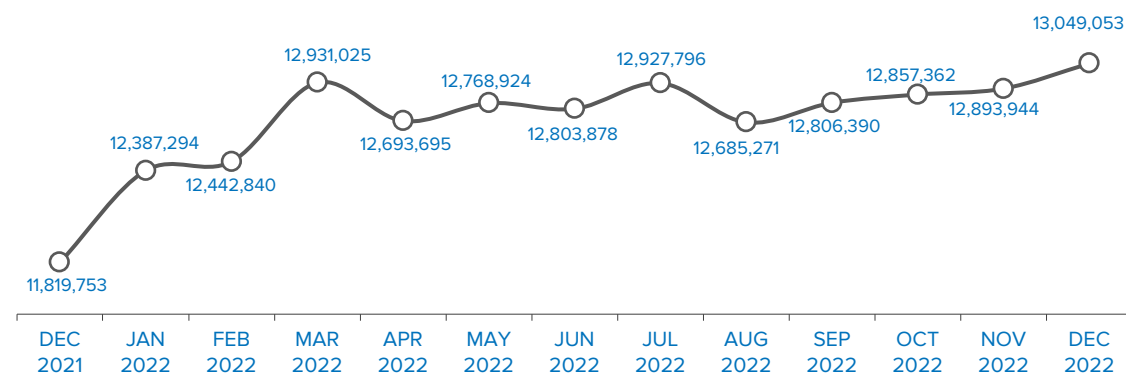
REFUGEES IN URBAN AREA



DEMOGRAPHICS

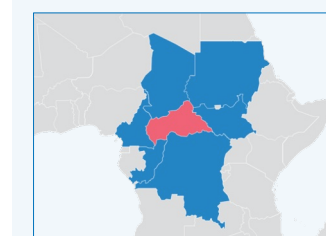


POPULATION TRENDS



SITUATIONS

CAR SITUATION

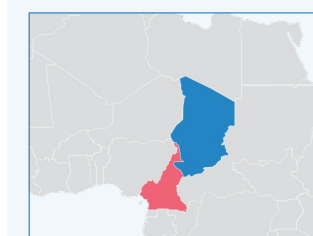


740,829
REFUGEES AND ASYLUM-SEEKERS

518,116
INTERNALLY DISPLACED PERSONS

These figures represent refugees from Central African Republic in neighboring countries (Cameroon, Chad, Congo, the Democratic Republic of Congo, Sudan, South Sudan) and IDP in Central African Republic.

FAR NORTH CAMEROON

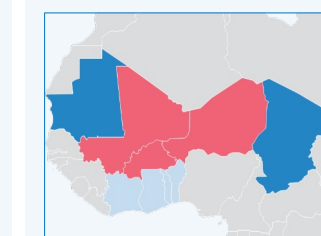


42,597
REFUGEES AND ASYLUM-SEEKERS

36,276
INTERNALLY DISPLACED PERSONS

These figures represent Cameroonian refugees in Chad and forcibly displaced people following the outbreak of violence in the Far North region of Cameroon in December 2021.

SAHEL SITUATION



1,148,410
REFUGEES AND ASYLUM-SEEKERS

3,080,925
INTERNALLY DISPLACED PERSONS

These figures represent all refugees and IDPs in Central Sahel (Burkina Faso, Mali, Niger), Chad and Mauritania. Refugees from Central Sahel in neighboring coastal countries (Benin, Cote d'Ivoire, Ghana, Togo) are also included.