
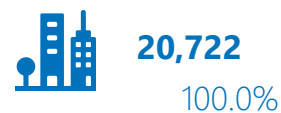


Active Registered Persons Of Concern

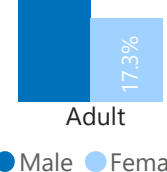
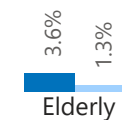
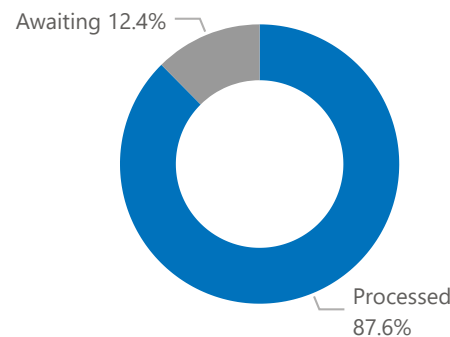
20,723



Age and Gender

Gender	0-4	5-11	12-17	18-35	36-59	60+
Female	1,101	961	665	2,207	1,387	260
Male	1,114	1,005	700	6,128	4,459	736
Total	2,215	1,966	1,365	8,335	5,846	996
	10.7%	9.5%	6.6%	40.2%	28.2%	4.8%

Biometric Statistics



Origin Country

SOM	662	3.2%
other	1,424	6.9%
SUD	5,849	28.2%
YEM	12,788	61.7%

Specific Needs

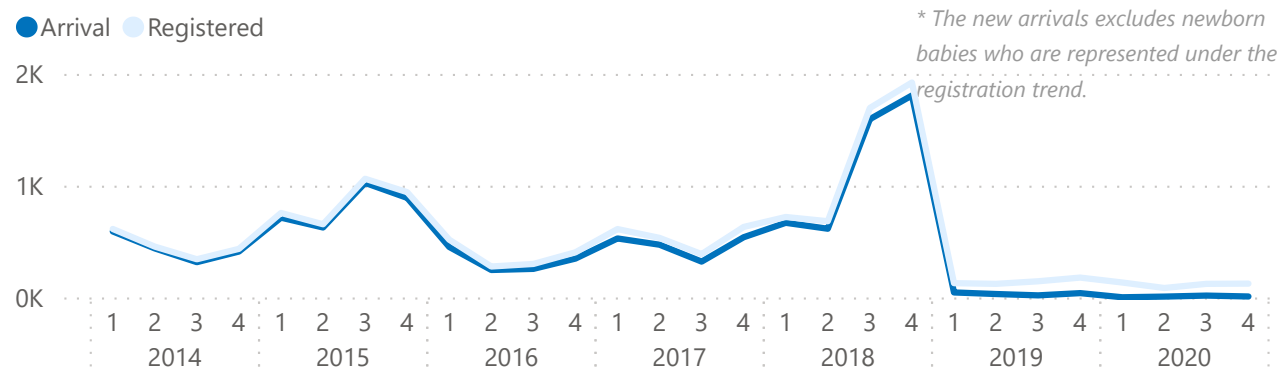
Serious medical condition	3,657	0.5%
Specific legal and physical protection needs	965	0.1%
Woman at risk	558	0.1%
Child at risk	320	0.0%
Single parent	286	0.0%
Older person at risk	116	0.0%
Unaccompanied or separated child	37	0.0%

* Specific need Disability is under validation

* An individual can have more than one specific need

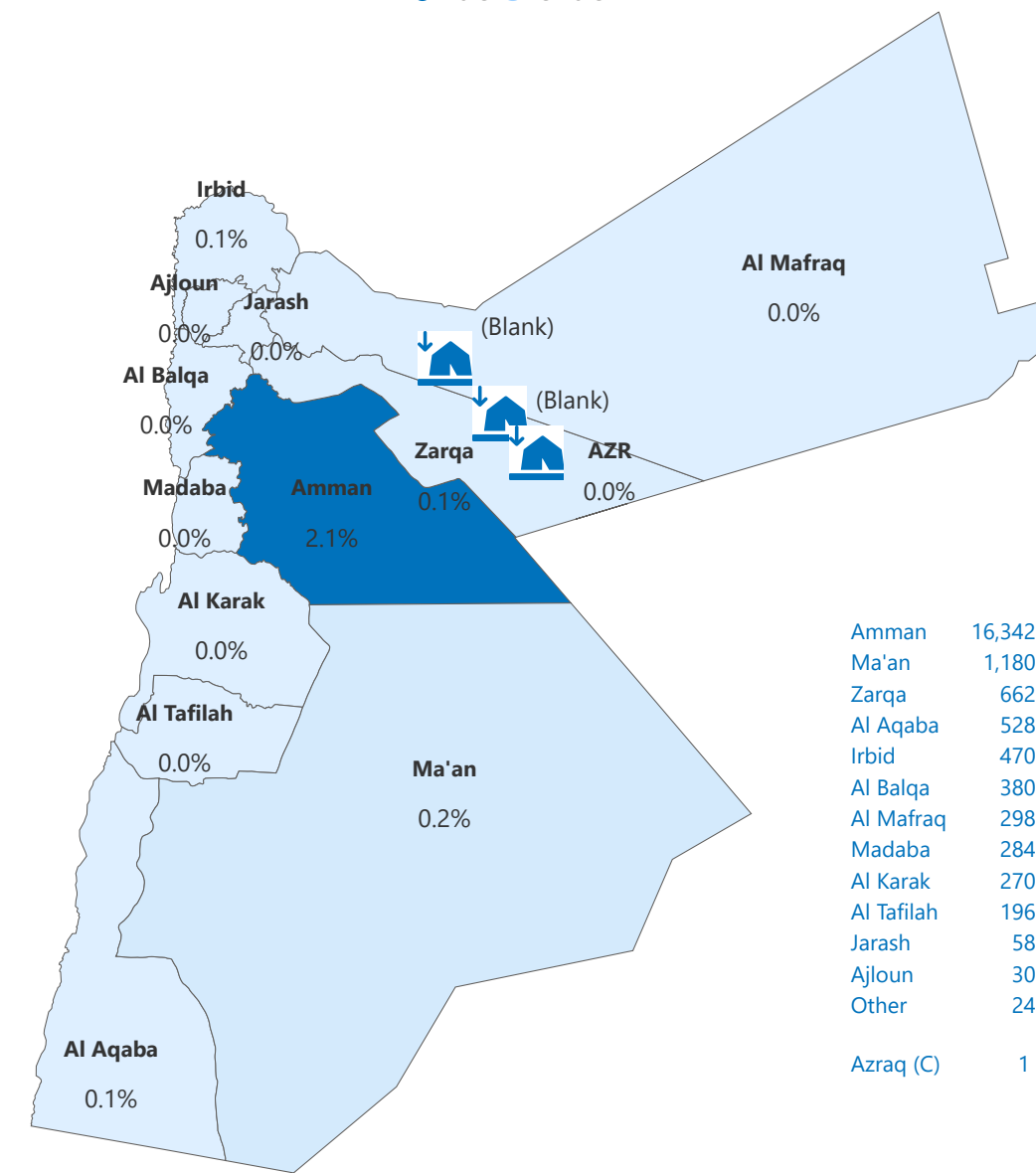
Individuals with Specific Needs	5,089	0.7%
---------------------------------	-------	------

Registration Trend Quarterly



Year of Arrival

Pre 2011	1,541	8.5%
2011	495	2.7%
2012	931	5.1%
2013	2,089	11.5%
2014	1,757	9.7%
2015	3,256	18.0%
2016	1,302	7.2%
2017	1,860	10.3%
2018	4,685	25.9%
2019	134	0.7%
2020	36	0.2%
2021	11	0.1%
2022	0	0.0%



Registration Trend

Pre - 2011	8,235	0.6%
2018	8,064	0.6%
2017	5,589	0.4%
2015	4,359	0.3%
2016	3,545	0.3%
2014	2,862	0.2%
2013	2,494	0.2%
2019	1,210	0.1%
2011	857	0.1%
2021	814	0.1%
2012	707	0.1%
2020	428	0.0%
2022	19	0.0%