

Active Registered Persons Of Concern

20,760


 20,759
100.0%

 1
0.0%

 949
4.6%

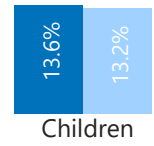
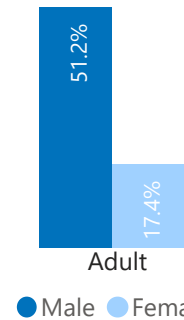
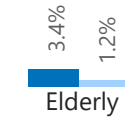
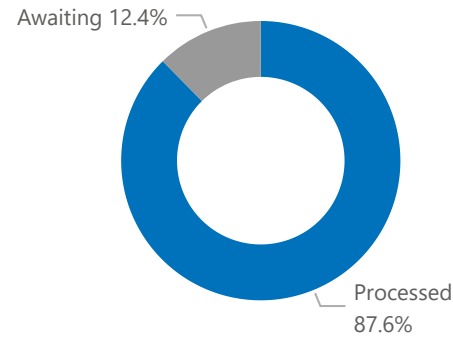
 14,239
68.6%

 5,572
26.8%

Age and Gender

Gender	0-4	5-11	12-17	18-35	36-59	60+
Female	1,098	971	671	2,230	1,378	249
Male	1,117	1,014	701	6,308	4,323	700
Total	2,215	1,985	1,372	8,538	5,701	949
	10.7%	9.6%	6.6%	41.1%	27.5%	4.6%

Biometric Statistics



Origin Country

SOM	658	3.2%
other	1,424	6.9%
SUD	5,891	28.4%
YEM	12,787	61.6%

Specific Needs

Serious medical condition	3,612	0.5%
Specific legal and physical protection needs	941	0.1%
Disability	Under Validation	
Woman at risk	557	0.1%
Child at risk	316	0.0%
Single parent	286	0.0%
Older person at risk	115	0.0%
Unaccompanied or separated child	37	0.0%
Individuals with Specific Needs	5,036	0.7%

* An individual can have mre than one specific need

Year of Arrival

Pre 2011	1,547	8.5%
2011	497	2.7%
2012	933	5.1%
2013	2,102	11.6%
2014	1,765	9.7%
2015	3,264	18.0%
2016	1,310	7.2%
2017	1,856	10.2%
2018	4,683	25.8%
2019	122	0.7%
2020	36	0.2%
2021	8	0.0%

babies who are represented under the registration trend.

Registration Trend

Pre - 2011	8,235	0.6%
2011	857	0.1%
2012	703	0.1%
2013	2,490	0.2%
2014	2,862	0.2%
2015	4,359	0.3%
2016	3,545	0.3%
2017	5,588	0.4%
2018	8,063	0.6%
2019	1,208	0.1%
2020	428	0.0%
2021	797	0.1%

Registration Trend Quarterly

