



(as of October 2021)

Key figures

- 66** Implementing Partner
- 59** Programme/ Technical Partner
- 60** Distinct Activities
- 34** Camps

Implementing Partner breakdown

18
International partners

45
National partners

3
UN

Activity Status

22,235
Total Activity

14,785
Ongoing activities

37
Planned activities
(with secured funding)

8
Planned activities
(with unsecured funding)

7,394
Completed activities

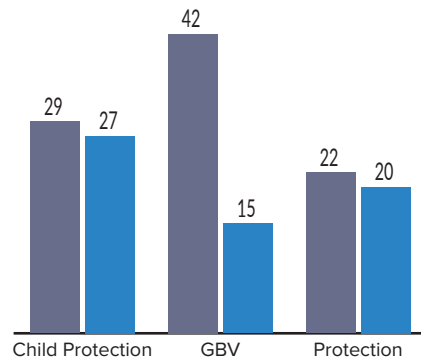
11
Cancelled

Information in this report is based on protection partner 5W reporting as of October 2021

Creation date: 15 November 2021

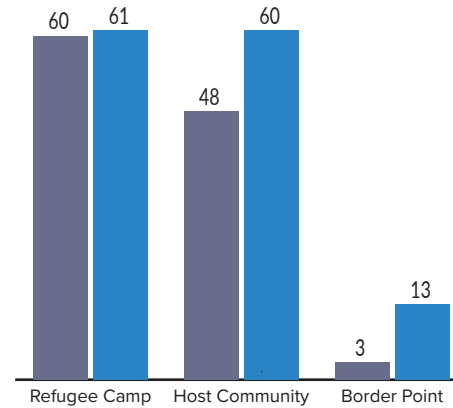
of distinct activities and partners per sub-sector

■ # of Distinct activities
■ # of Implementing partners

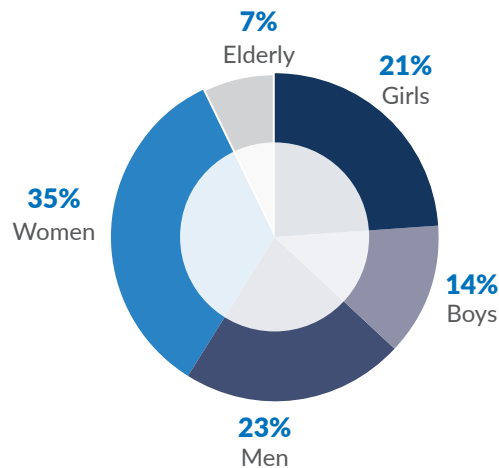


of distinct activities and partners per site

■ # of Distinct activities
■ # of Implementing partners

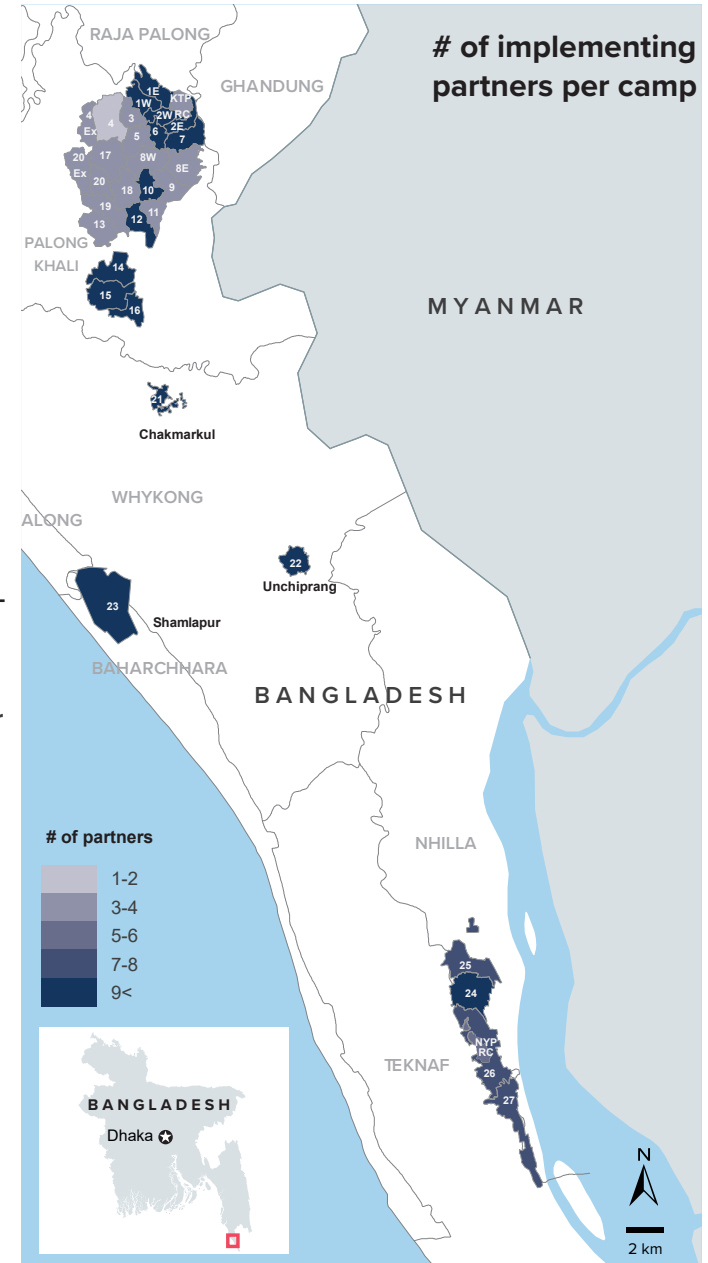
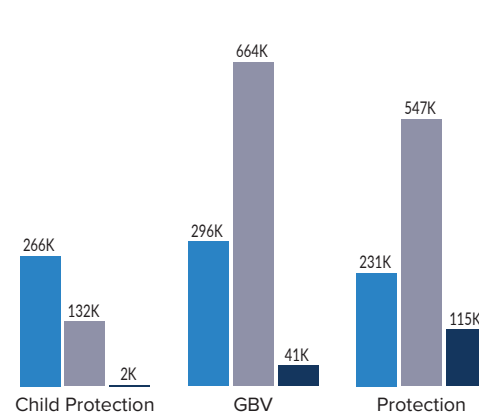


Age of beneficiaries



Breakdown of beneficiaries per sub-sector

■ Children ■ Adults ■ Elderly



The boundaries and names shown and the designations used on this map do not imply official endorsement or acceptance by the United Nations.