

Regional overview of the Burundian refugee population

2021 BURUNDI REGIONAL RRP

as of 31 October 2021

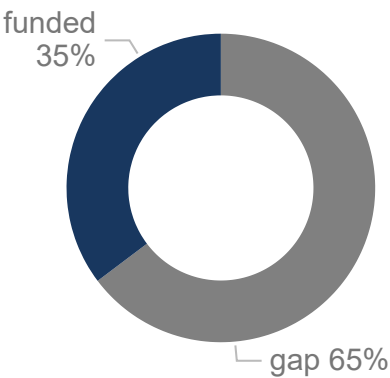


KEY FIGURES



The above total reflects the refugee population covered by the Burundi Regional Refugee Response Plan and includes Burundian refugees who fled since April 2015, as well as some 37,000 Burundian refugees who sought asylum in the region prior to April 2015. In addition to the population above, there are some 20,579 Burundian refugees and asylum seekers in Kenya, 8,948 in Mozambique, 11,241 in Malawi, 9,870 in South Africa and 7,086 in Zambia who are assisted within the respective country-level programmes. A further 42,200 Burundian refugees, who have lived for decades in Tanzania, no longer receive assistance and are not included in these figures.

2021 REGIONAL RRRP FUNDING

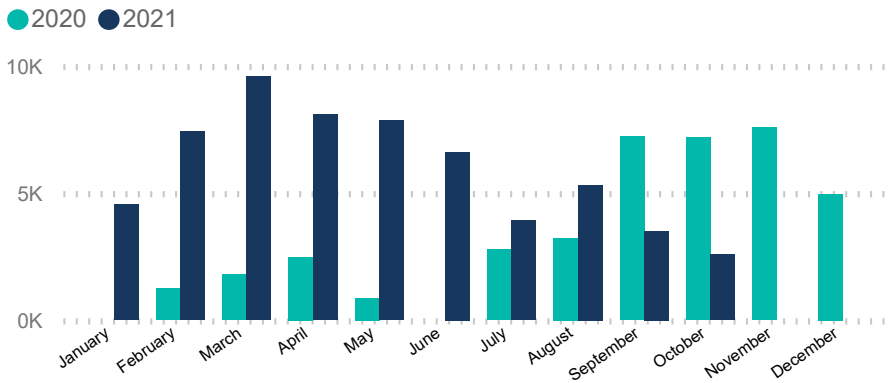


USD 222.6 M
REQUESTED

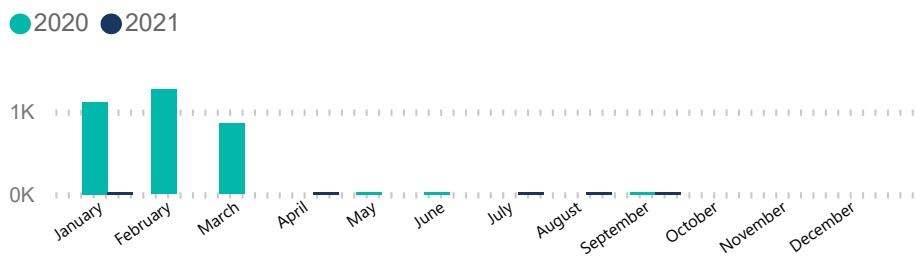
USD 78.5 M
RECEIVED

BY **36 RRP PARTNERS** IN 2021 FOR THE BURUNDI SITUATION

ASSISTED RETURNS BY MONTH



NEW ARRIVALS BY MONTH



2021 returns (1 Jan - 31 Oct): 59,515

Assisted Burundian refugee returns (DR of the Congo, Rwanda, Tanzania & Uganda)

2021 arrivals (1 Jan - 31 Oct): 36

Based on field reports, UNHCR and Government registration



DEMOCRATIC
REPUBLIC
OF THE CONGO

UGANDA

Lake Edward

47,864

KIGALI

RWANDA

Lake Kivu

40,867

BURUNDI

BUJUMBURA

138,727*

Lake Victoria

UNITED REPUBLIC
OF TANZANIA

126,785

- Burundian refugees
- Assisted Burundian refugee returnees
- Refugee camp
- Refugee crossing
- Refugee locations
- Assisted returns

The boundaries and names shown and the designations used on this map do not imply official endorsement or acceptance by the United Nations.

* Total Assisted returns from Tanzania.