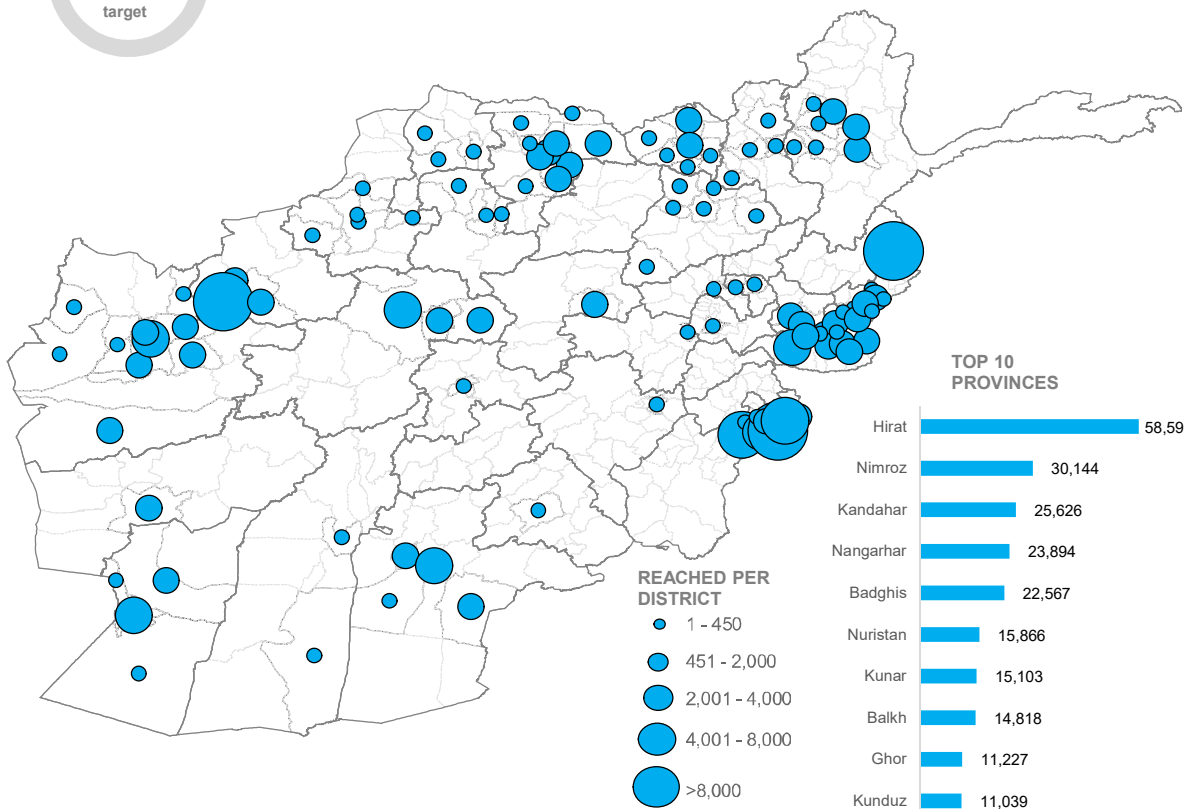




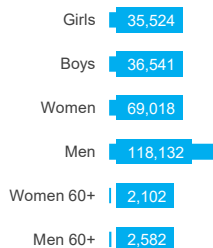
263,899
PEOPLE REACHED

Individuals reached with specialized protection services including child protection, gender-based violence, housing, land and property, and mine action, and with general protection services

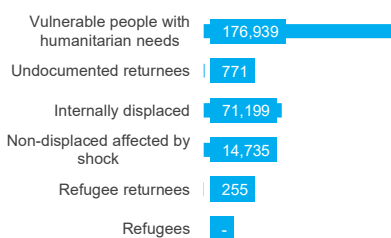


AGE AND GENDER

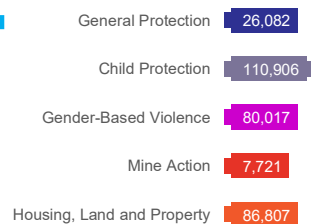
40% of
beneficiaries are
women and girls,
27% are children



POPULATION GROUPS



SECTORS



REPORTING PARTNERS

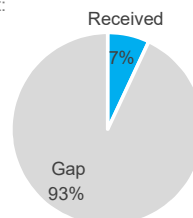
AAA, ADWSO, ASCHIANA, AWEC, CARITAS-G, CHA, CRDSA, DRC, HADAAAF, HI, HN TPO, HRDA, HRRAC, HTAC, IMC, INTERSOS, IOM, IPSO, IR, JCSSO, MPO, NCA, NRC, RI, SCI, SCI, SHPOUL, TDH, UNHCR, UNICEF, WASSA, WC-UK, WVI, YHDO, ZOA.

Protection IMU afgkaimu@unhcr.org

23 March 2021

FUNDING

Overall Requirement:
USD 114.6 M



This does not include USD 15.8 M as carry over funds from 2020

Source: FTS, Cluster

KEY INDICATORS



GENERAL PROTECTION

of people who were provided with direct and referral assistance



TARGET	REACHED	GAP
15,000	60%	40%

of people benefiting from Community-Based Protection initiatives



2,000,000	0%	100%
-----------	----	------

of people reached through protection monitoring



600,000	2%	98%
---------	----	-----



CHILD PROTECTION

of children and their caregivers reached with center, mobile and home based activities to improve their mental health and psychosocial well-being following program completion



400,000	9%	91%
---------	----	-----

of girls and boys who have suffered from grave child rights violations (including former CAAC & children in detention) benefited from social and economic reintegration and life-skill assistance



5,000	9%	91%
-------	----	-----

of girls and boys at risk, including unaccompanied and separated children, and child survivors of SGBV identified, documented, and received case management services



15,000	3%	97%
--------	----	-----

of people who have been reached by information on COVID-19 and the danger and consequences of hazardous child labor, child marriage, trafficking and other negative coping mechanisms



700,000	9%	91%
---------	----	-----



GENDER-BASED VIOLENCE

of community members mobilized through community dialogues to prevent and respond to GBV



100,000	5%	95%
---------	----	-----

of at-risk IDP, returnee and non-displaced conflict or natural-disaster-affected persons receiving multi-sectoral GBV services (psycho-social, legal, safety, health & case management)



694,933	0%	100%
---------	----	------

of women and girls in need reached with dignity kits



493,910	1%	99%
---------	----	-----

of women and girls reached with livelihood and leadership interventions

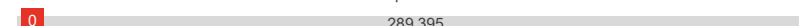


40,500	0%	100%
--------	----	------




MINE ACTION

of direct beneficiaries from the removal of known explosive hazards



289,395	0%	100%
---------	----	------

of vulnerable people receiving Explosive Ordnance Risk Education (EORE)



950,261	1%	99%
---------	----	-----

of conflict-affected people benefitting from Explosive Ordnance Disposal and survey activities



362,848	0%	100%
---------	----	------



HOUSING, LAND AND PROPERTY

of individuals receiving information on HLP and LCD rights



183,750	0%	100%
---------	----	------

of individuals receiving counselling and/or legal assistance on HLP and LCD rights



47,844	0%	100%
--------	----	------

of government, humanitarian and other partners receiving training and/or technical support on HLP



2,750	10%	90%
-------	-----	-----