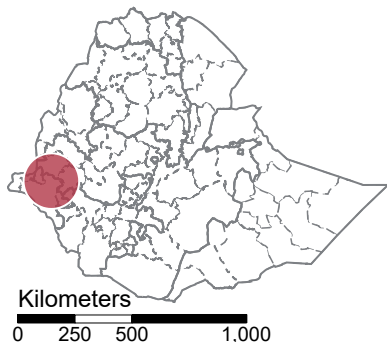






Camp Location



Infrastructures

-  **1** Water Treatment Point
-  **1** Warehouse Storage Facility
-  **1** Secondary School
-  **1** River intake
-  **1** Health Center
-  **2** Central Water storage
-  **4** Primary School
-  **5** Early Childhood Care and Development
-  **34** Solid Waste Disposal Pit
-  **80** Water Point

Camp Overview

Office Gambella
Longitude 34.7
Latitude 8.15
Opening Year 2015
Admin Level 1 Gambela
Admin Level 2 Agnuak
Admin Level 3 Gambela Zuria
Camp Manager ARRA

Implementing Agencies (26)

- MSA, IRC, FC, DCA, DAI, MCMDO, UN-IOM, LWF and DRC
- UN-UNICEF, ARRA, SCI, NRC and WVI
- NCA, DCA, UN-UNICEF, UN-IOM and ANE
- IMC, DCA, UN-UNICEF and GOAL
- IMC, MF, UN-UNICEF and ARRA
- RaDO, UN-IOM, HelpAge and LWF
- UN-IOM, UN-UNHCR and ARRA
- UN-IOM, DRC and ANE
- UN-UNICEF, PI and SCI
- UN-WFP and ARRA
- UN-UNHCR and ARRA
- ZOA and NRDEP
- UN-IOM and UN-UNHCR
- ARRA
- IMC
- UN-UNHCR

Overview

Established in 2015, the Jewi Refugees camp is one of the 7 camps in Gambela region hosting South Sudanese refugees who are seeking international protection and asylum in Ethiopia.

 **59,862** | **10,957** | **5**
Households | ~ Household Size

Refugees and Asylum Seekers

44.4% **26,579**  **33,283** **55.6%**
Males Females


Humanitarian Response


	Indicator	Current	Standard
 Shelter	% of households living in adequate dwellings	55.56	100
	# of transitional shelters provided	0	
 Registration	% of persons of concern registered on an individual basis	100	100
	# of asylum seekers and refugees biometrically registered in BIMS	43,834	
 WASH	# of persons of concern per drop-hole in communal latrine	16.9	< 50
	# of PoC reached by environmental health and hygiene campaigns	58,948	
 CP	% of UASC for whom a best interests process has been initiated or completed	86.42	100
	# of awareness raising campaigns on SGBV prevention and response conducted	0	
 Environment	# of hectares of land reforested	16.9	
	% of health facilities with access to electricity/lighting	50	
 CBP	# of community groups supported	22	
	% of children enrolled in primary education	50.35	100
 Education	% of households whose needs for basic and domestic items are met	64.49	100
	Prevalence of anaemia in children (6-59 months)	46.89	< 20
 Nutrition			

Impact Indicator

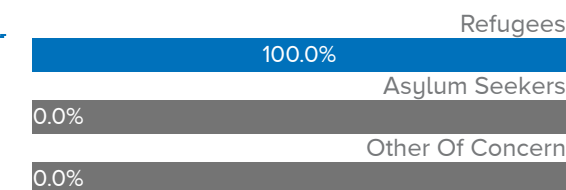
Performance Indicator

Demography | October-2020

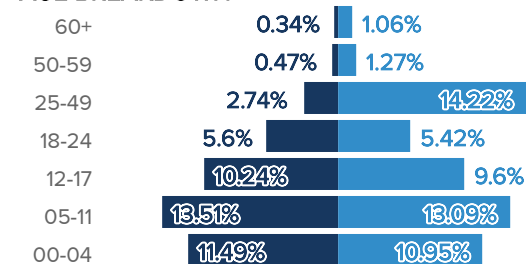
 **54,768**
Biometrically Registered

24,016  **30,752**
Males Females

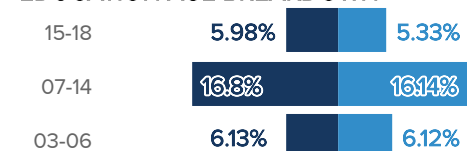
POPULATION BY STATUS



AGE BREAKDOWN



EDUCATION AGE BREAKDOWN



TOP 3 NATIONALITIES



South Sudanese
59,849
99.98%