

COLLECTIVE EVICTIONS AND EVICTION NOTICES

ActivityInfo report covering July 2020 - September 2020



COLLECTIVE?	Yes	<--- Select 'yes' to only display collective evictions
YEAR	2020	<--- Use this filter (* means ALL)
QUARTER	Q3	<--- Use this filter (* means ALL)

KEY FIGURES

No. of actual evictions during reporting period	18	
Individuals affected by actual evictions	1,646	(based on actual evictions enacted during reporting period)
Families affected by actual evictions	317	(based on actual evictions enacted during reporting period)
Individuals remaining at risk of eviction	29,854	(based on eviction notices issued during preceding 12 months (1 Oct 2019 - 30 Sept 2020))
No. of new eviction notices during reporting period	42	
Individuals affected by new eviction notices	5,573	(based on new eviction notices issued during reporting period)

Alleged reason of new eviction notices issued during reporting period

N.B. Some eviction notices have multiple alleged reasons; hence, the sum total of the breakdowns below is more than 100%.

Authorities

Authority's order based on security reasons	0.0%
Authority's order based on environmental reasons	4.8%
Municipal Development Plan	0.0%
MoIM Directive	0.0%
Not abiding by municipality curfew	0.0%
Presence of illegal and/or hard structures	0.0%
Public health/COVID-19	0.0%

Landlord/owner

Tension with landlord	23.8%
Non-compliance with landlord's exploitative conditions	2.4%
Owner reappropriating property for alternative/personal use	16.7%
Other breach of contract by landlord(s)	0.0%

Host community

Tension with host community	21.4%
Complaints from neighbours	2.4%
Not abiding by political group's curfew	0.0%
Syrian refugee committed a crime in area	2.4%

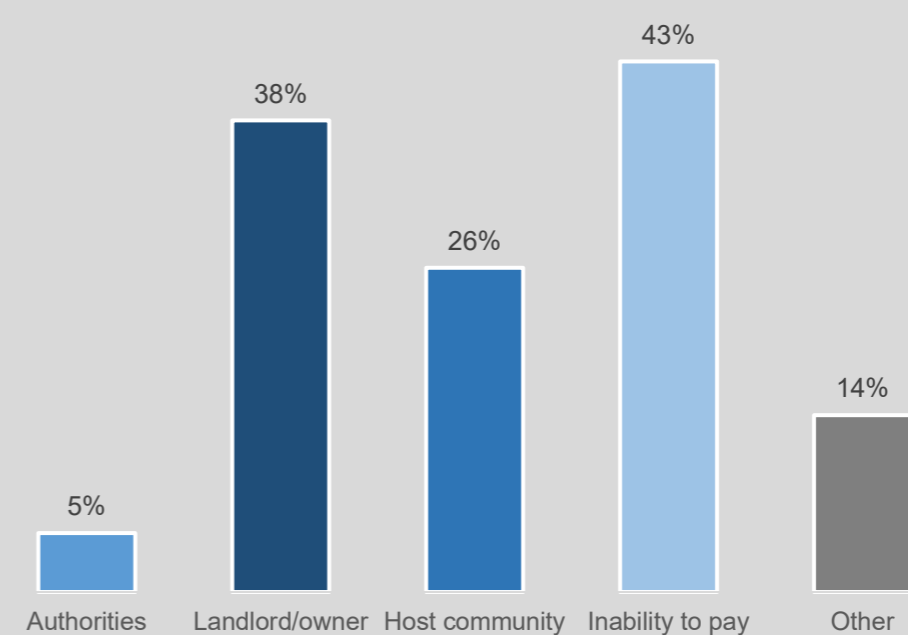
Inability to pay

Inability to pay rent	40.5%
Inability to pay for regularization of residency	0.0%
Inability to pay taxes	2.4%

Other

Contract expired	2.4%
Other breach of contract by tenant(s)	0.0%
Discrimination (nationality/religion)	0.0%
Structural reasons related to safety	0.0%
Lack of legal residency and/or requirement for sponsorship	0.0%
Other	4.8%
Unknown	0.0%

Alleged reason of new eviction notices issued during reporting period linked to:



N.B. An eviction notice can be related to reasons falling into more than one category (e.g. both Authorities and Landlord).

Alleged reason of actual evictions occurred during reporting period

N.B. Some evictions have multiple alleged reasons; hence, the sum total of the breakdowns below is more than 100%.

Authorities

Authority's order based on security reasons	0.0%
Authority's order based on environmental reasons	0.0%
Municipal Development Plan	0.0%
MoIM Directive	0.0%
Not abiding by municipality curfew	0.0%
Presence of illegal and/or hard structures	0.0%
Public health/COVID-19	0.0%

Landlord/owner

Tension with landlord	44.4%
Non-compliance with landlord's exploitative conditions	5.6%
Owner reappropriating property for alternative/personal use	22.2%
Other breach of contract by landlord(s)	0.0%

Host community

Tension with host community	27.8%
Complaints from neighbours	0.0%
Not abiding by political group's curfew	0.0%
Syrian refugee committed a crime in area	5.6%

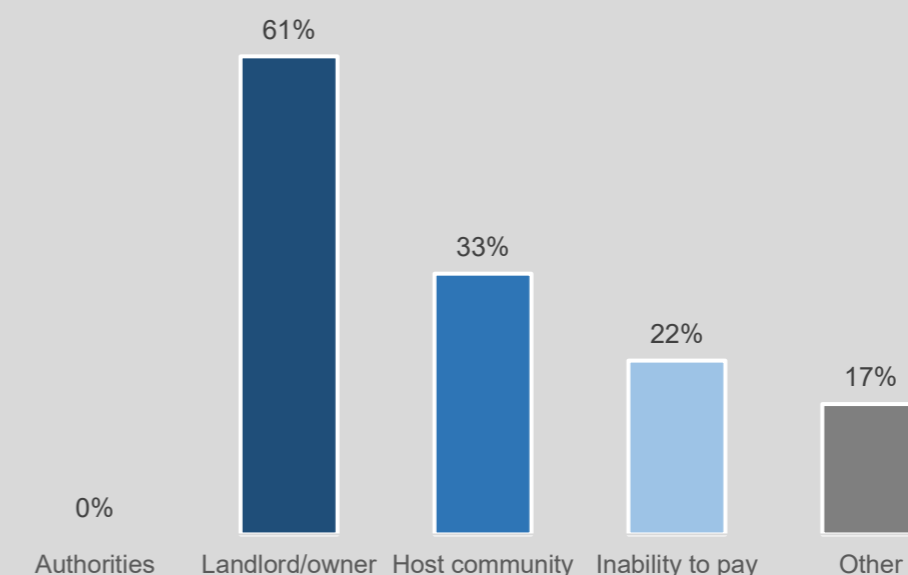
Inability to pay

Inability to pay rent	22.2%
Inability to pay for regularization of residency	0.0%
Inability to pay taxes	0.0%

Other

Contract expired	5.6%
Other breach of contract by tenant(s)	0.0%
Discrimination (nationality/religion)	0.0%
Structural reasons related to safety	0.0%
Lack of legal residency and/or requirement for sponsorship	0.0%
Other	5.6%
Unknown	0.0%

Alleged reason of actual evictions occurring in reporting period linked to:



N.B. An eviction can be related to reasons falling into more than one category (e.g. both Authorities and Landlord).

COLLECTIVE EVICTIONS AND EVICTION NOTICES

ActivityInfo report covering July 2020 - September 2020



UNHCR
The UN Refugee Agency

Main actors involved in ordering new eviction and/or publicizing eviction notice

N.B. Some evictions have multiple actors involved in ordering/publicizing; hence, the sum total of the breakdowns below is more than 100%.

Authorities

Lebanese Armed Forces (LAF)	2.4%
Internal Security Forces (ISF)	0.0%
Litani River Authority (LRA)	2.4%
Municipality officials	14.3%
Military Intelligence	0.0%
General Security Office	0.0%
District Commissioner	0.0%
Governor	0.0%
Mokhtar	4.8%
Other state agent	2.4%

Landlord/owner

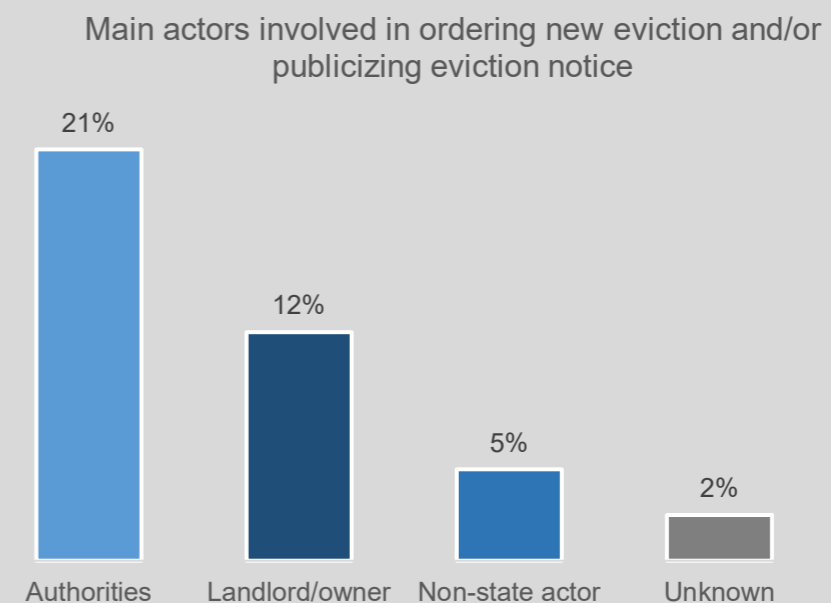
Landlord	78.6%
----------	-------

Non-state actor

Political party/entity	0.0%
Religious authority	0.0%
Family member	0.0%
Other non-state agent	4.8%

Unknown

	2.4%
--	------



N.B. An eviction notice can be ordered/publicized by actors falling into more than one category.

Main actors involved in implementing actual eviction during reporting period (multi-select)

N.B. Some evictions have multiple implementing actors; hence, the sum total of the breakdowns below can be more than 100%.

Authorities

Lebanese Armed Forces (LAF)	5.6%
Litani River Authority (LRA)	0.0%
Internal Security Forces (ISF)	0.0%
Municipality officials	11.1%
Military Intelligence	0.0%
General Security Office	0.0%
District Commissioner	0.0%
Governor	0.0%
Mokhtar	5.6%
Other state agent	5.6%

Landlord/owner

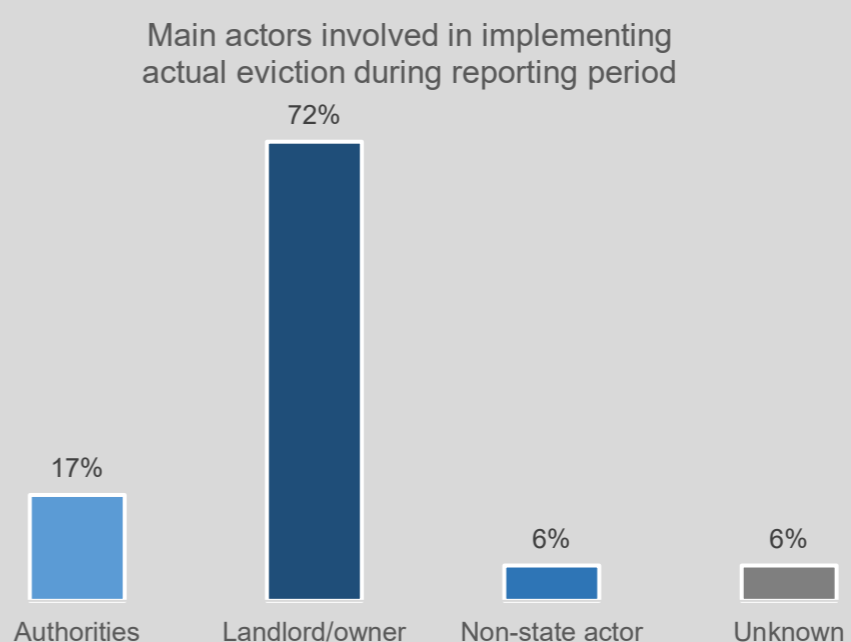
Landlord	72.2%
----------	-------

Non-state actor

Political party/entity	0.0%
Religious authority	0.0%
Family member	0.0%
Other non-state agent	5.6%

Unknown

	5.6%
--	------



N.B. An eviction can be implemented by actors falling into more than one category.

Type of housing (at time of actual eviction) (multi-select)

N.B. Some evictions concern multiple types of housing; hence, the sum total of the following % breakdowns is more than 100%.

Residential

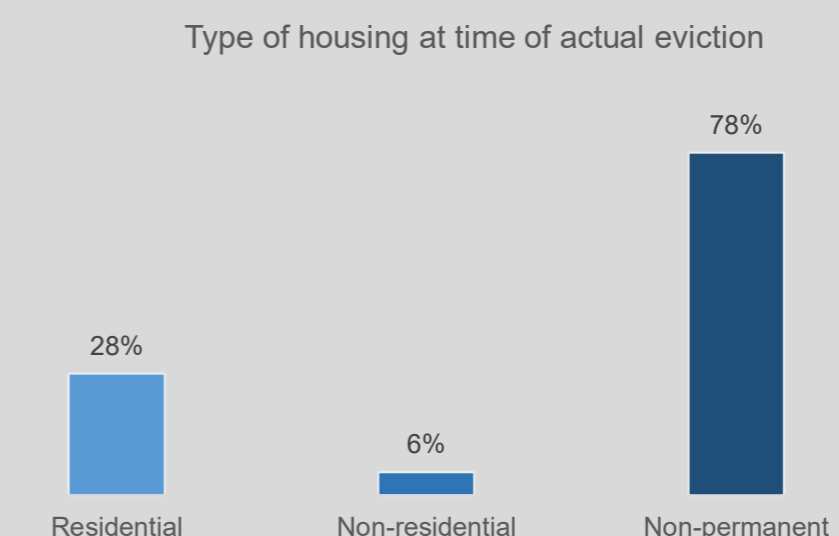
Apartment/house	27.8%
Concierge's room in residential building	0.0%

Non-residential

Garage	0.0%
Active construction site	0.0%
Agricultural/engine/pump room	0.0%
Factory	0.0%
Farm	0.0%
Hotel room	0.0%
School	5.6%
Shop	0.0%
Warehouse	0.0%
Workshop	0.0%

Non-permanent

Tent	77.8%
Prefab unit	0.0%



N.B. An eviction can concern various types of housing falling into more than one category.

Type of property ownership (at time of actual eviction)

N.B.: Some evictions are listed with multiple types of housing; hence, the sum total of the following % breakdowns could be more than 100%.

Private	100.0%
Public (municipality)	0.0%
Public (state)	0.0%
Awkaf (religious)	0.0%

Type of property ownership at time of actual eviction

Private	100.0%
Public (municipality)	0.0%
Public (state)	0.0%
Awkaf (religious)	0.0%

Type of eviction notice

N.B.: Some evictions are listed with multiple types of eviction notice; hence, the sum total of the following % breakdowns could be more than 100%.

Verbal notice	85.7%
Written notice	0.0%
No notice	16.7%

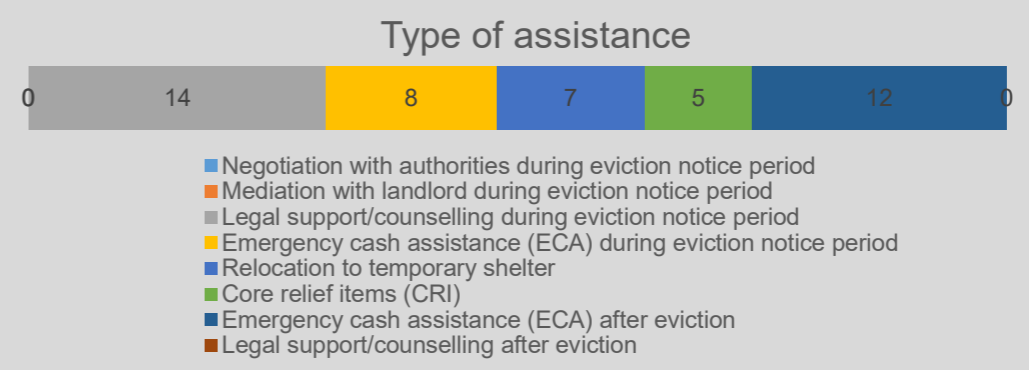
Type of eviction notice

Verbal notice	85.7%
Written notice	0.0%
No notice	16.7%

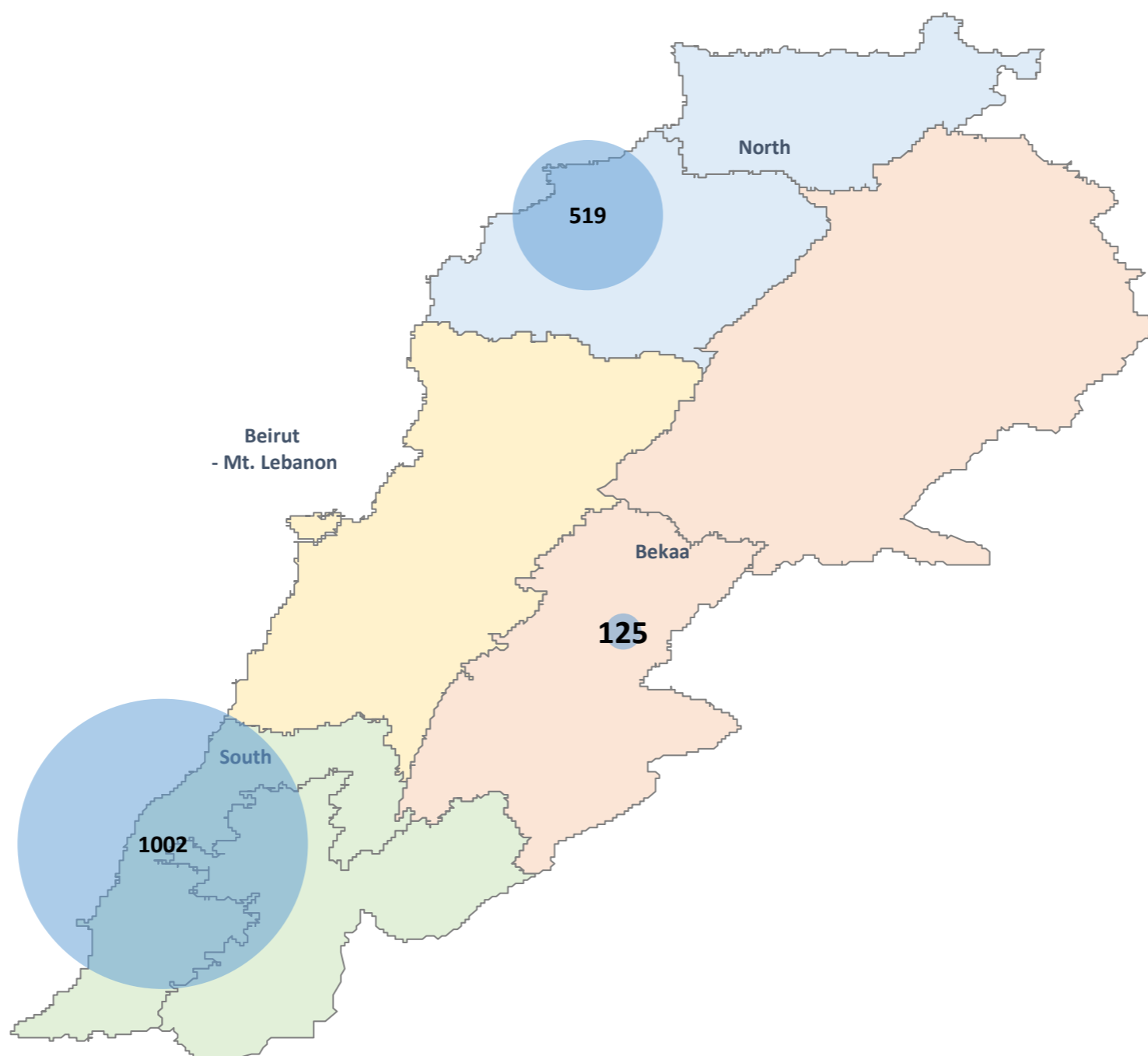
COLLECTIVE EVICTIONS AND EVICTION NOTICES

ActivityInfo report covering July 2020 - September 2020

Type of assistance <i>(as reported by individuals evicted during reporting period)</i>	# households benefiting
Negotiation with authorities during eviction notice period	0
Mediation with landlord during eviction notice period	0
Legal support/counselling during eviction notice period	14
Emergency cash assistance (ECA) during eviction notice period	8
Relocation to temporary shelter	7
Core relief items (CRI)	5
Emergency cash assistance (ECA) after eviction	12
Legal support/counselling after eviction	0



No. of evicted individuals per field area
July - Sept 2020

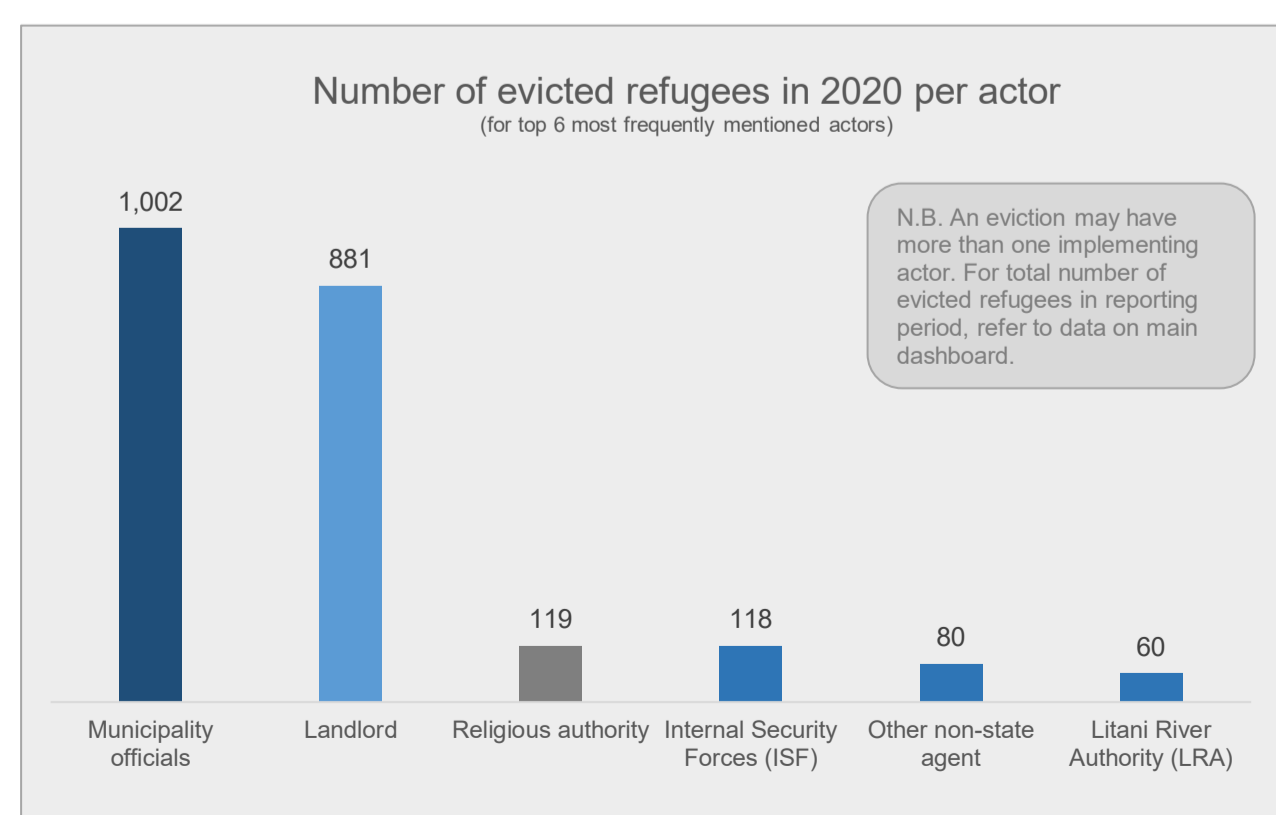
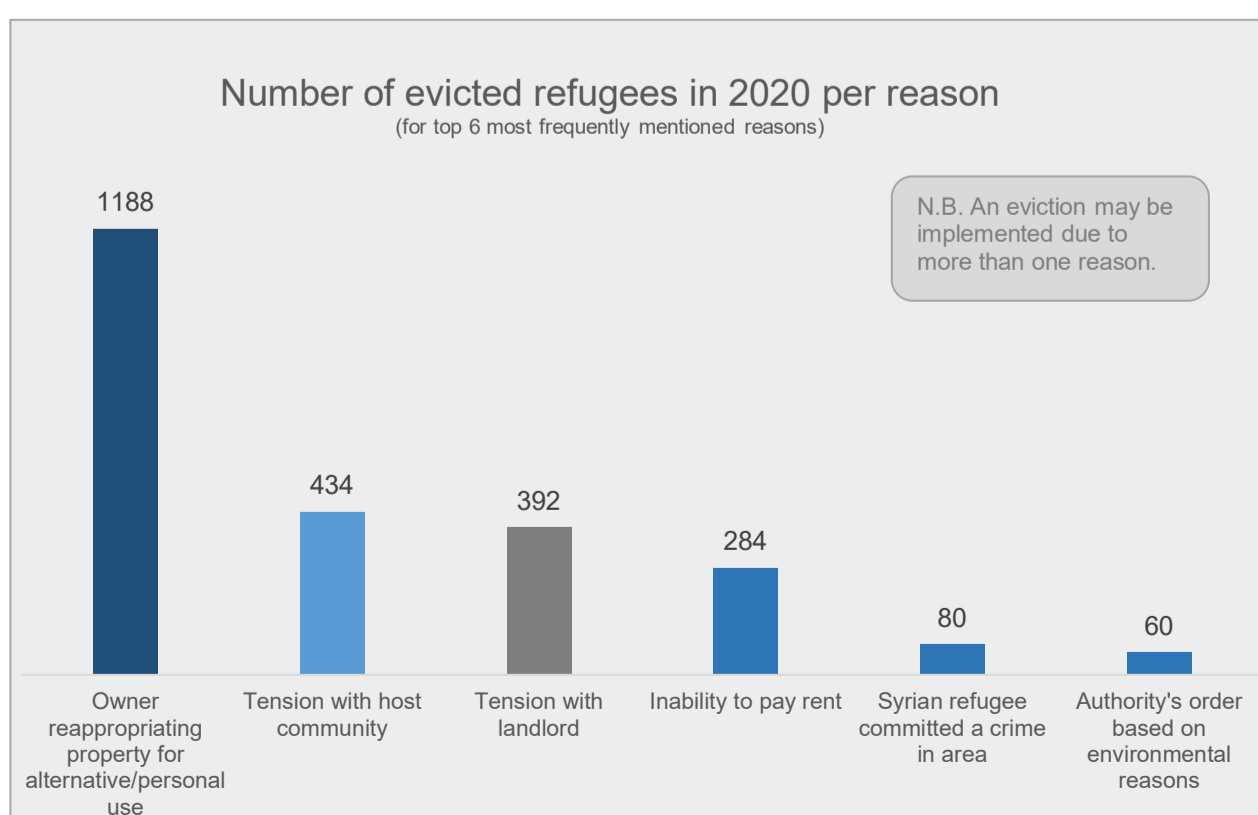
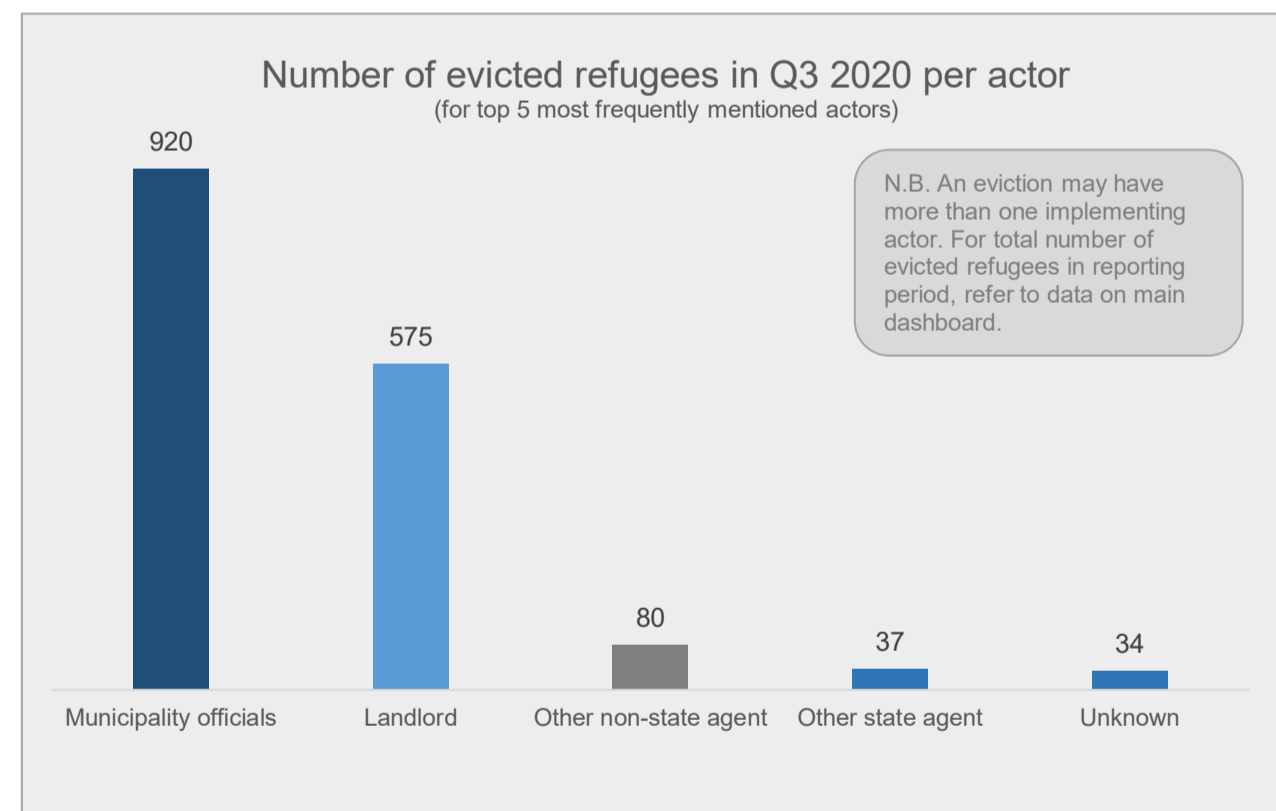
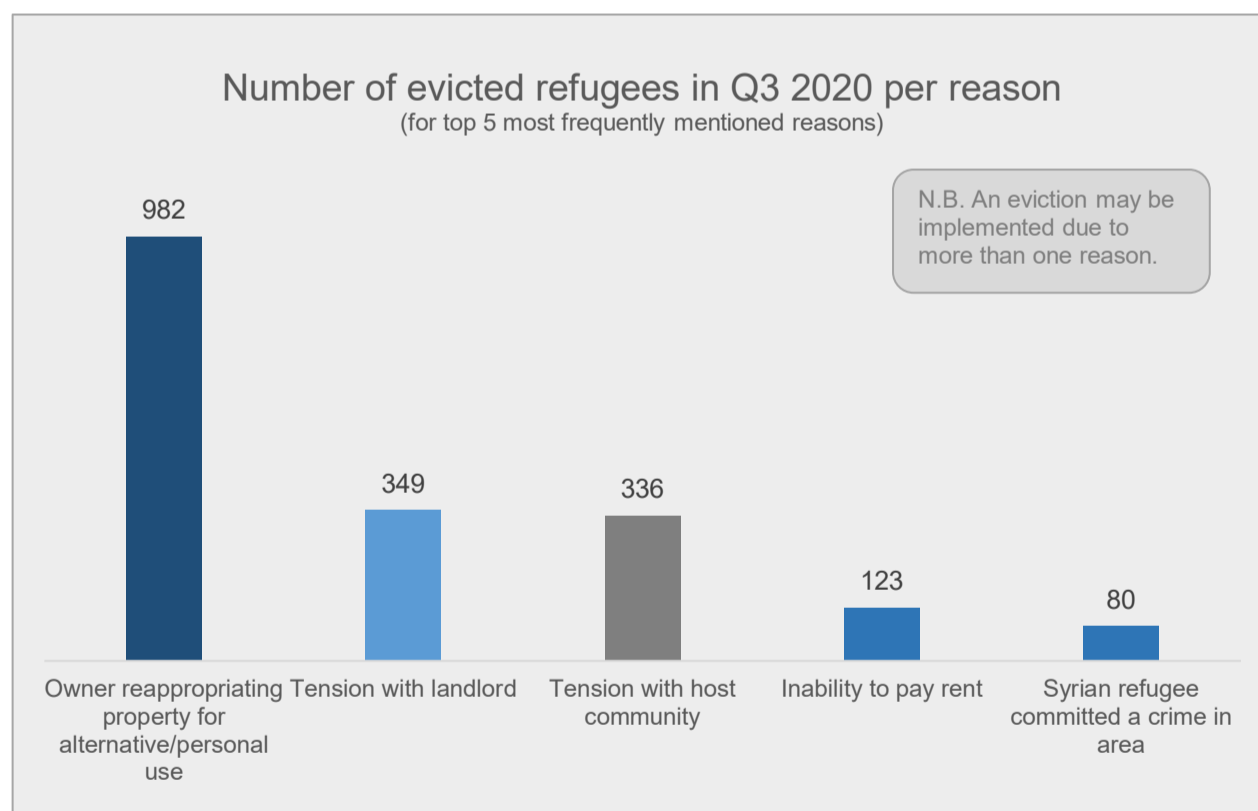
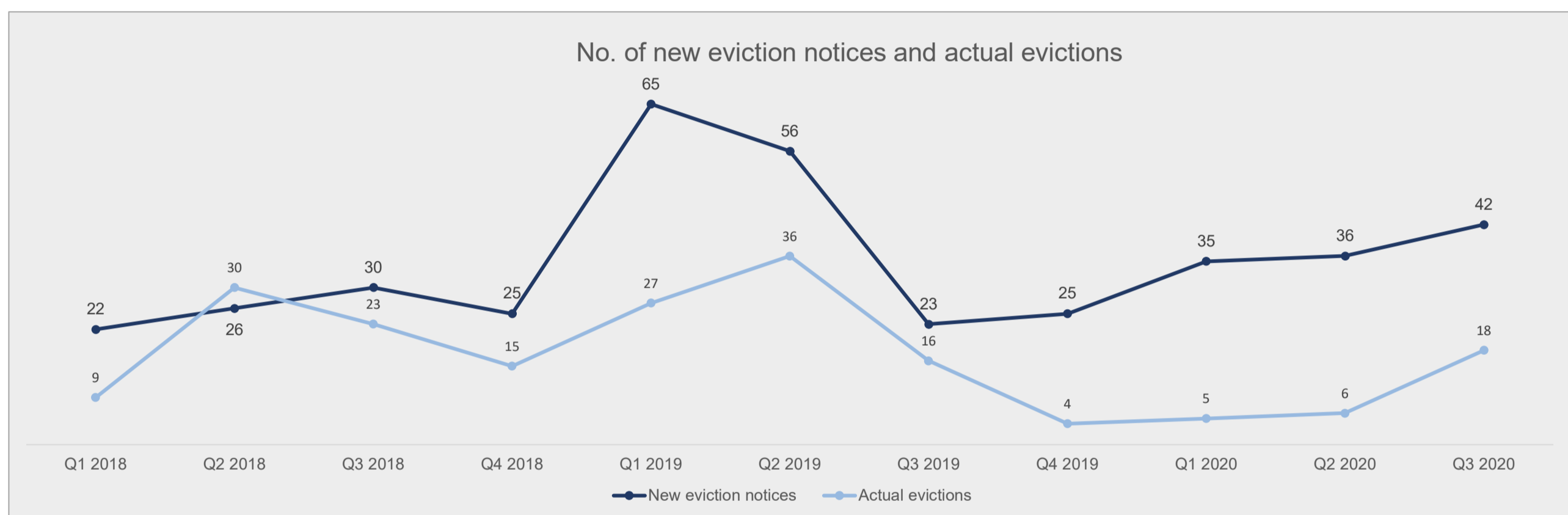
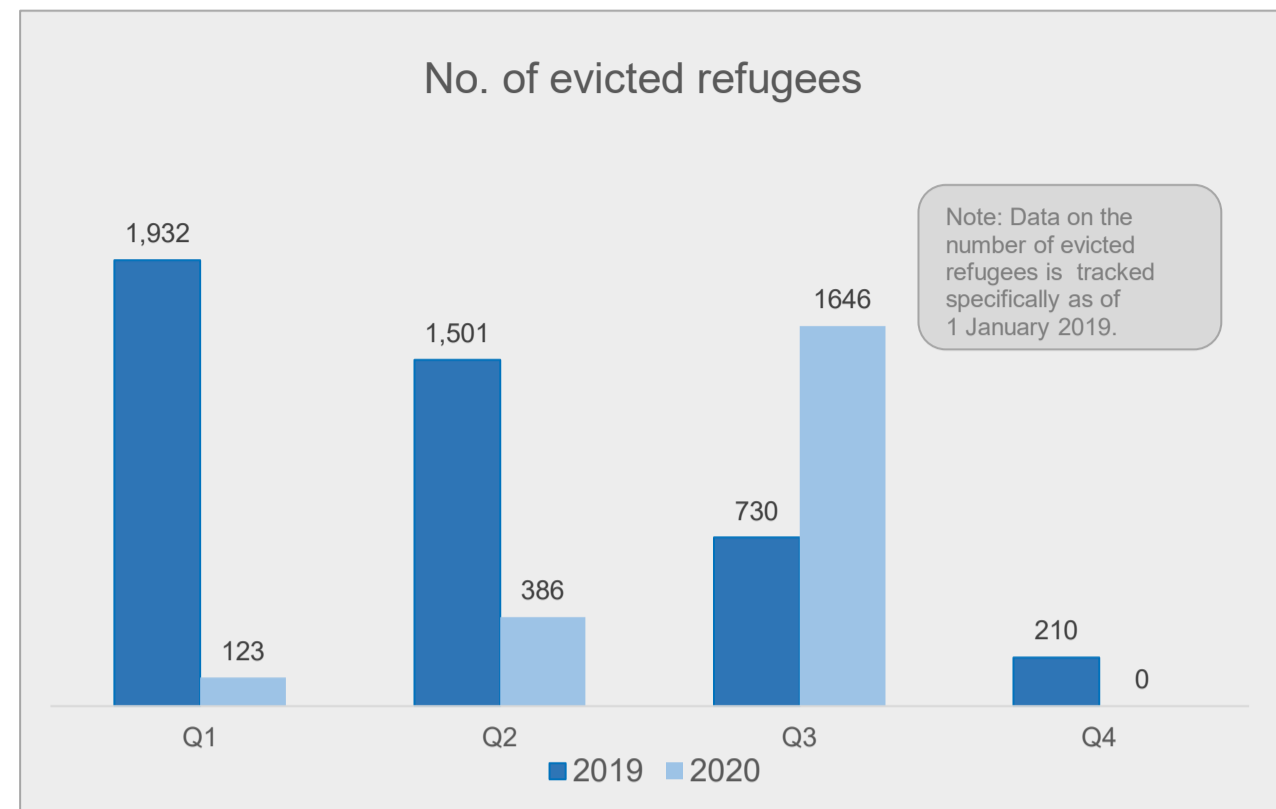
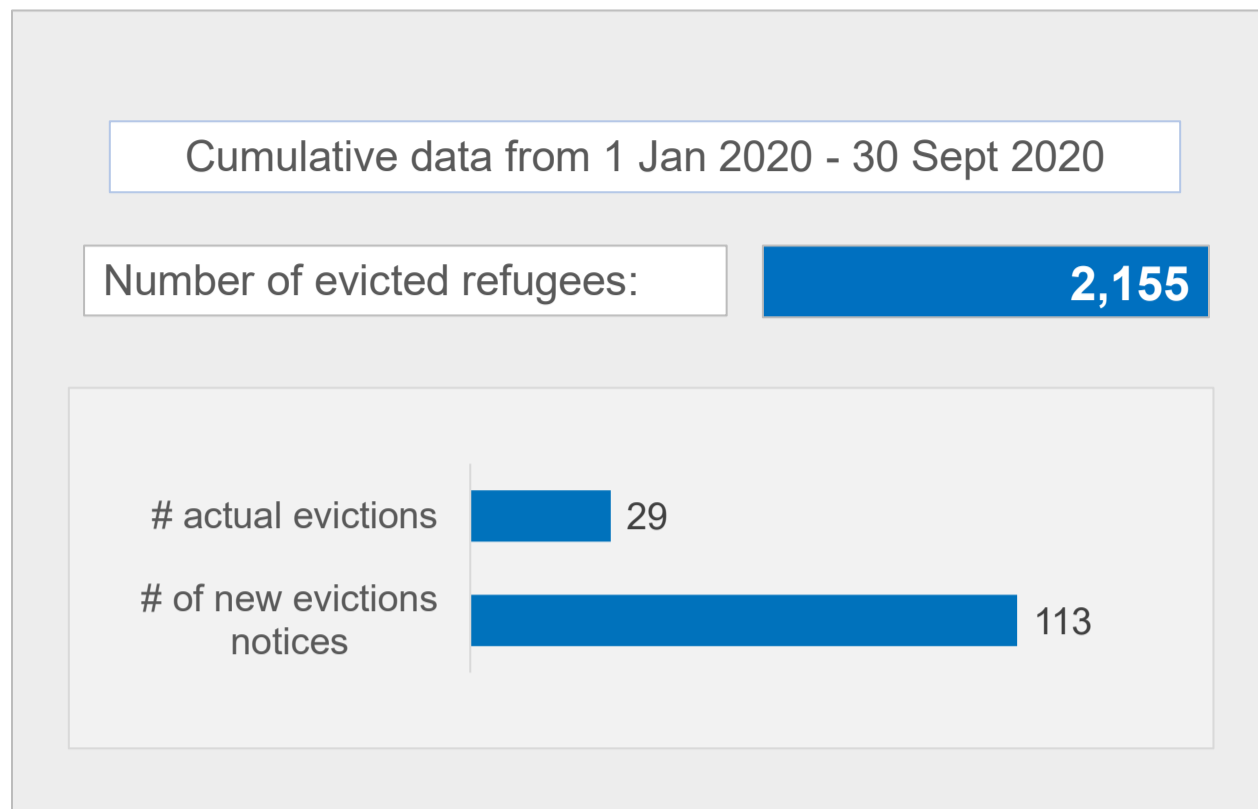


COLLECTIVE EVICTIONS AND EVICTION NOTICES

ActivityInfo report covering July 2020 - September 2020



Trends Charts on Collective Evictions



COLLECTIVE EVICTIONS AND EVICTION NOTICES

ActivityInfo report covering July 2020 - September 2020



UNHCR
The UN Refugee Agency

Trends Charts on Collective Evictions

