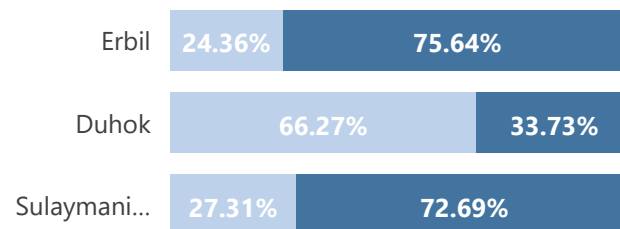
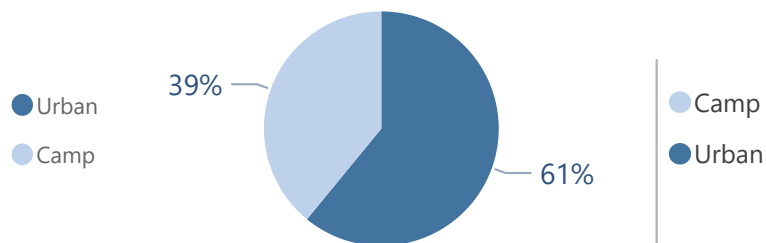
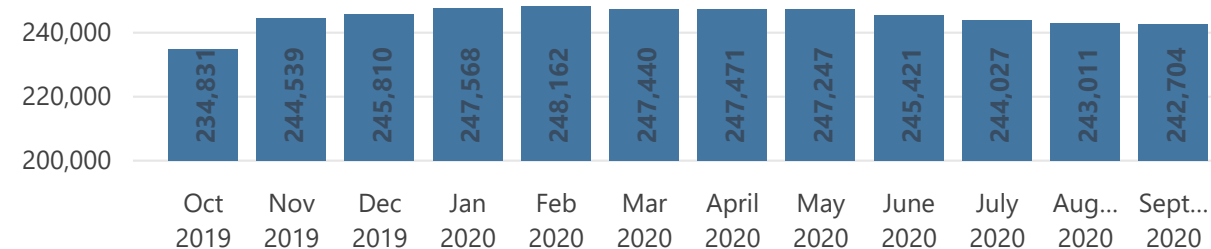


## Camp and Urban Population



## Population Trend



Governorate	Individuals	Household	% of Total
<b>Erbil</b>	<b>123,825</b>	<b>38,853</b>	<b>50.93%</b>
Erbil Urban	93,820	31,944	38.59%
Darashakran Camp	11,670	2,580	4.80%
Qushtapa Camp	8,293	1,990	3.41%
Kawergosk Camp	7,749	1,854	3.19%
Basirma Camp	2,293	485	0.94%
<b>Duhok</b>	<b>84,938</b>	<b>22,614</b>	<b>34.94%</b>
Domiz Camp	30,730	7,449	12.64%
Duhok Urban	28,653	8,959	11.79%
Domiz Camp 2	10,723	2,541	4.41%
Gawilan Camp	9,263	2,164	3.81%
Bardarash Camp	4,506	1,233	1.85%
Akre Settlement	1,063	268	0.44%
<b>Sulaymaniyah</b>	<b>31,256</b>	<b>9,923</b>	<b>12.86%</b>
Sulaymaniyah Urban	22,719	8,049	9.34%
Arbat Camp	8,537	1,874	3.51%
<b>Other</b>	<b>2,685</b>	<b>1,411</b>	<b>1.27%</b>
Other Urban Locations	2,685	1,411	1.27%
<b>Total</b>	<b>242,704</b>	<b>72,801</b>	<b>100.00%</b>

## Syrian Refugees Registered in Iraq

