

Libya

Statistical Dashboard (30 April 2020)

Key Figures

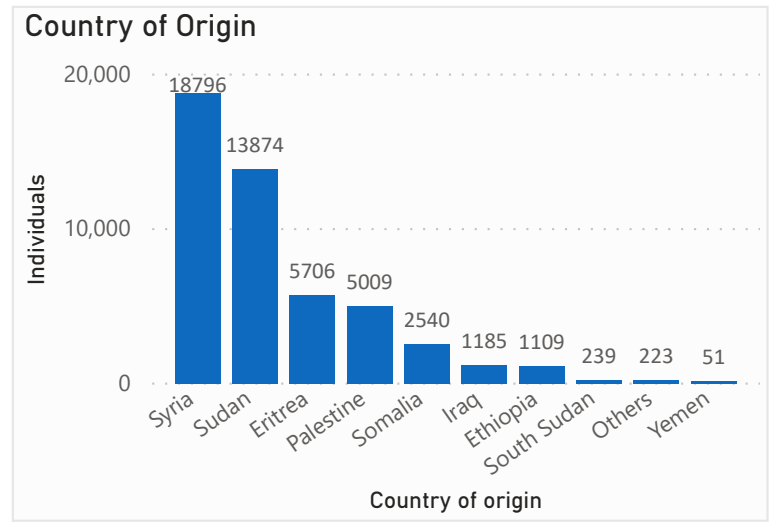
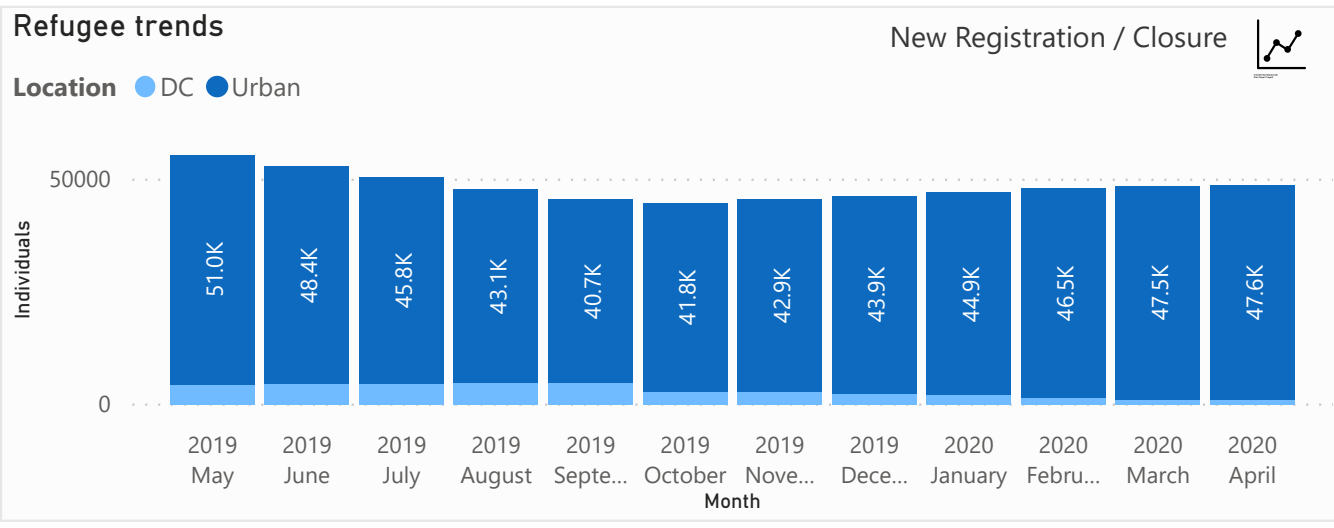
48,732	23,162	21,517	11,186	16,029	2,175
Refugees & Asylum Seekers	Cases	Men	Women	Children	Elderly

Status: All

Urban or DC: All

Gender: All

Mantika: All

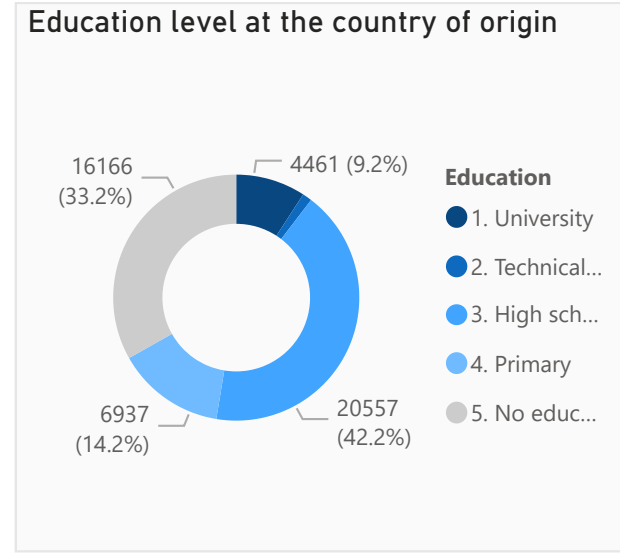
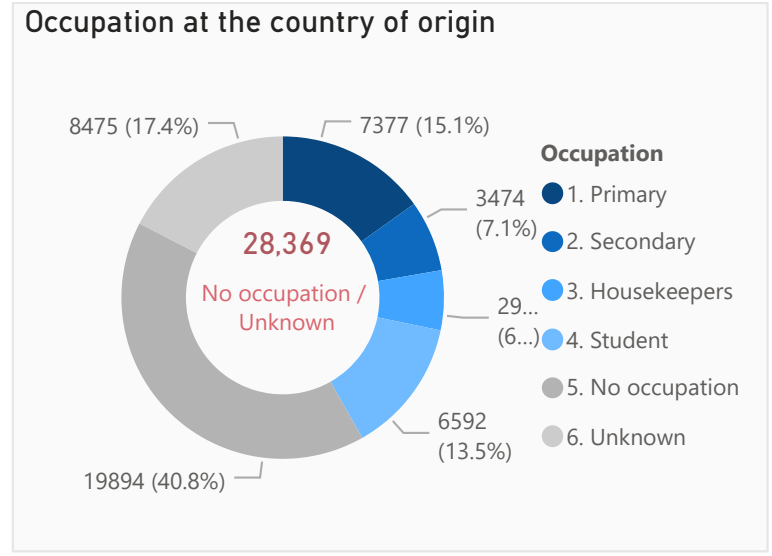
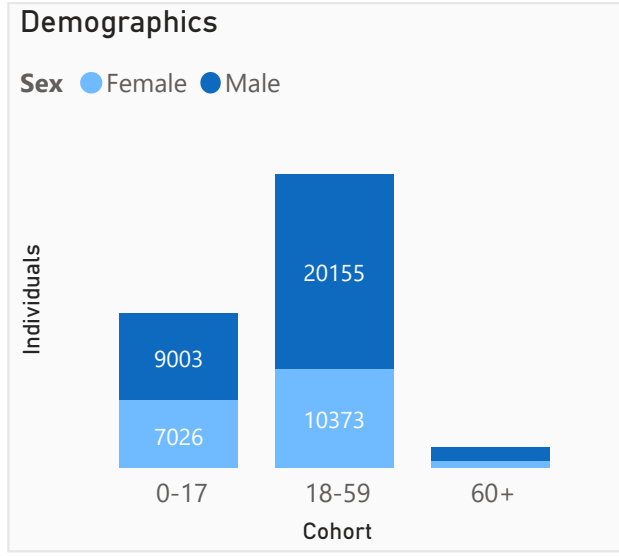


Place of Residence

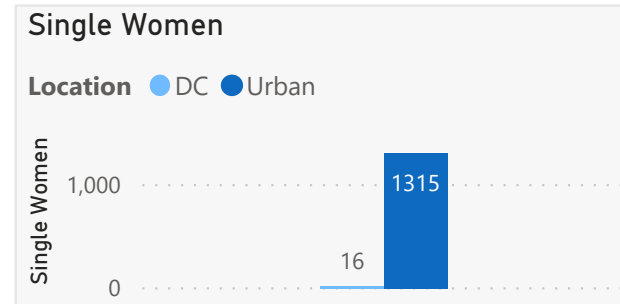
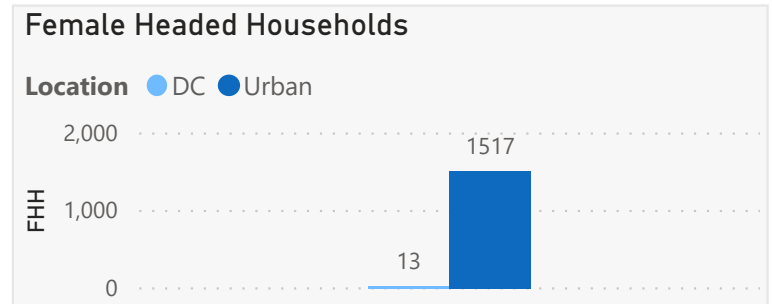
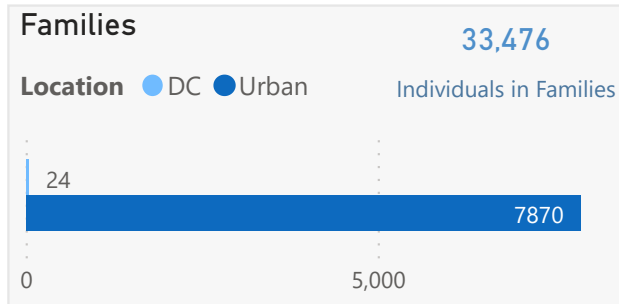
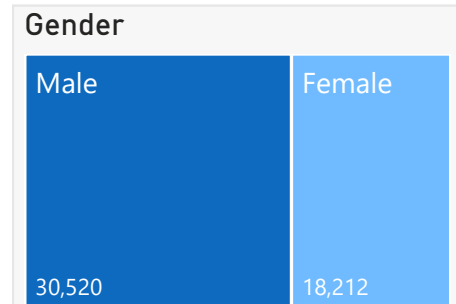
Mantika	# of Individuals	% of Individuals
Tripoli	24,522	50.32%
Misrata	5,743	11.78%
Aljfara	5,105	10.48%
Unknown	2,793	5.73%
Benghazi	2,263	4.64%
Azzawya	2,230	4.58%
Almargeb	1,870	3.84%
Zwara	1,429	2.93%
Al Jabal Al Gharbi	1,098	2.25%
Sirt	666	1.37%
Sebha	438	0.90%

Specific Needs Categories

Categories	Individuals	% Value
Woman at risk	1,143	2.35%
Unaccompanied or separated children	1,165	2.39%
Torture	284	0.58%
Specific legal/protection needs	11,861	24.34%
Single parent or caregiver	131	0.27%
SGBV	236	0.48%
Serious medical condition	1,671	3.43%
Older person at risk	106	0.22%
Family unity	598	1.23%
Disability	276	0.57%
Child at risk	1,746	3.58%
_Total	15,247	31.29%



3,119
with multiple Specific Needs



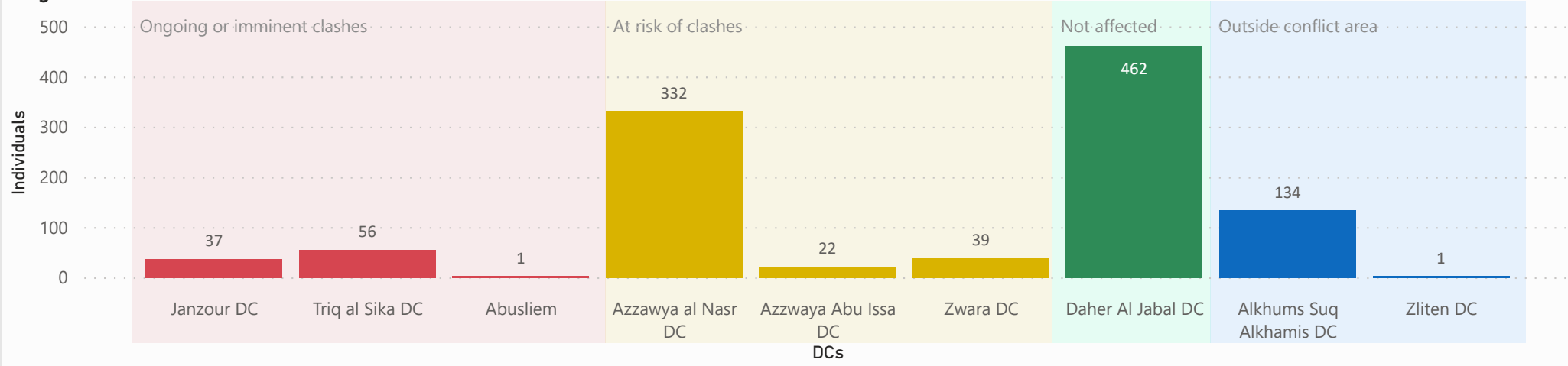
Status

 Gender

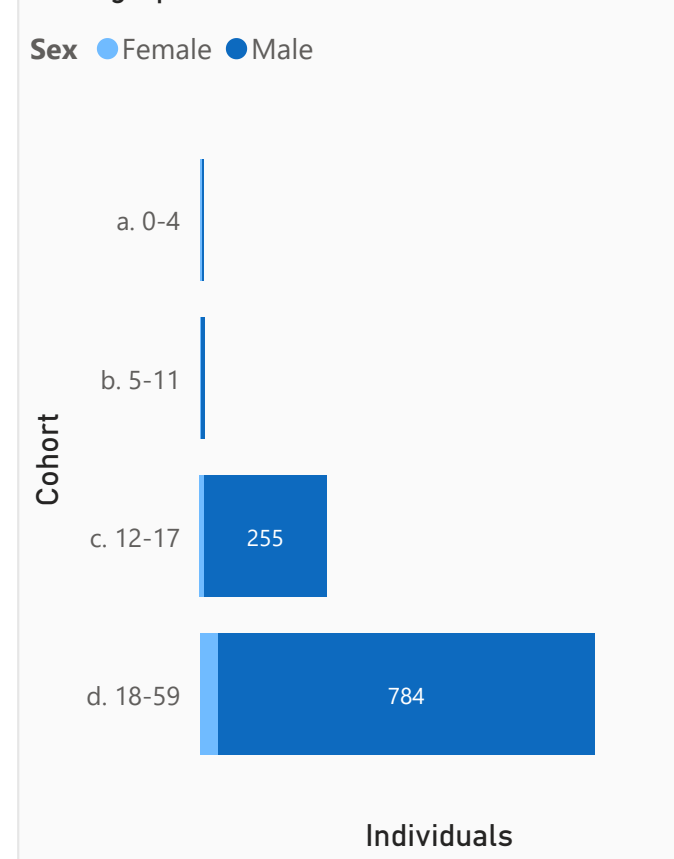
Key Figures

1,105 Individuals **1,075** Cases **784** Men **39** Women **282** Children **823** Adults

Registered Individuals at Detention Centers



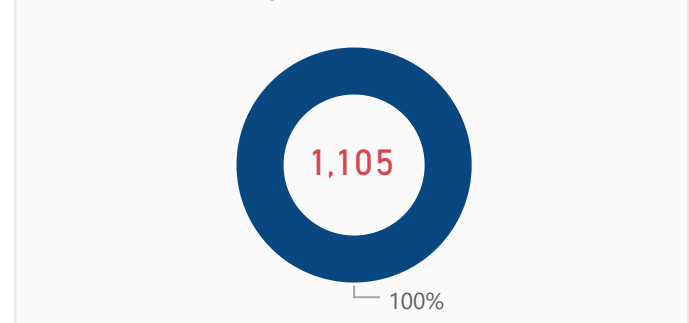
Demographics



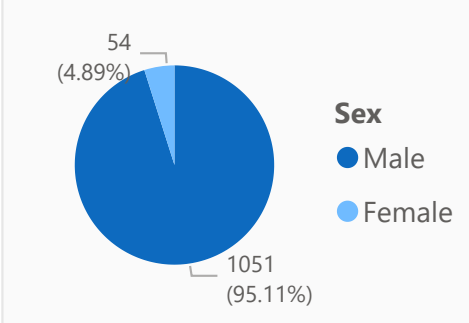
Specific Needs Categories

Categories	Individuals	% Value
Woman at risk	27	2.44%
Unaccompanied or separated children	205	18.55%
Torture	7	0.63%
Specific legal/protection needs	1105	100.00%
Single parent or caregiver	1	0.09%
SGBV	6	0.54%
Serious medical condition	49	4.43%
Older person at risk	0	0.00%
Family unity	142	12.85%
Disability	3	0.27%
Child at risk	158	14.30%
_Total	1105	100.00%

Individuals with Specific Needs



Gender

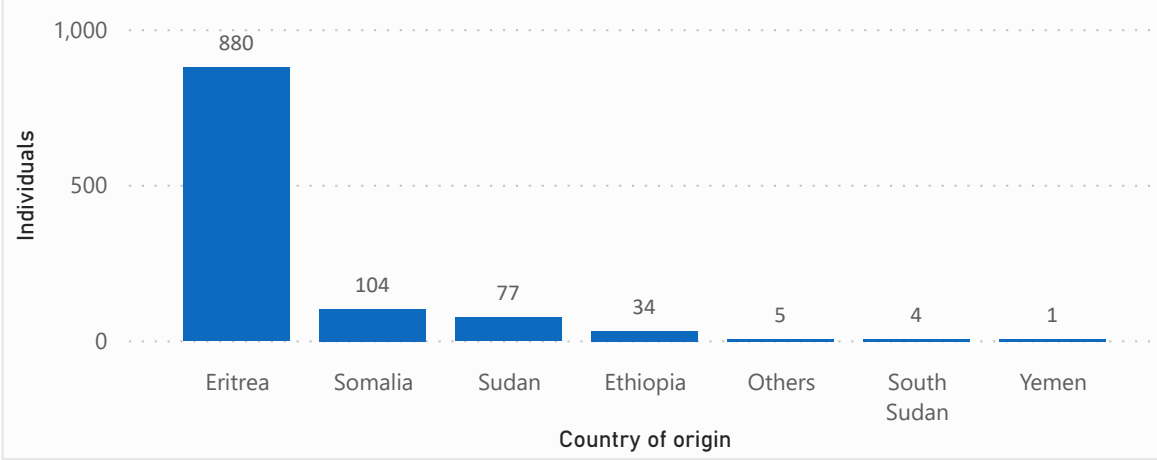


401
with multiple Specific Needs

282
Children

205
UASC

Country of Origin



29
Family Cases

1,046
Single Cases