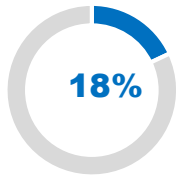


SUMMARY OF FINDINGS



OF INTERNALLY DISPLACED PERSONS HOUSEHOLDS IN MANGATEEN COLLECTIVE SITE HAVE ATLEAST ONE PERSON WITH SPECIFIC NEEDS.THE TOTAL HOUSHOLDS IN MANGTEEN IS 1,099 HHS / 5,678 INDIVIDUALS AS PER THE DATAT COLLCTED DURING VULNERABILITY VERIFICATION AND RETURN INTENTIONS EXERCISE



1,099HHS
5,678 INDIVIDUALS



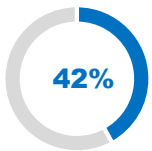
195

VULNERABLE HOUSEHOLDS WITH AT LEAST ONE PERSON WITH SPECIFIC NEEDS

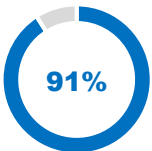


203

VULNERABLE INDIVIDUALS WITH AT LEAST ONE SPECIFIC NEED



OF THE VULNERABLE HOUSEHOLDS (82 HHS/ 459 INDIVIDUALS) HAVE EXPRESSED INTENTIONS TO LEAVE MANGATEEN (RETURN/RELOCATE).



OUT OF THOSE WHO EXPRESSED INTENTIONS TO LEAVE MANGTEEN. 91% OF THE VULNERABLE HOUSEHOLDS (75 HHS / 417 INDIVIDUALS) INTEND TO RETURN TO THEIR PLACE OF ORIGIN. 9%(7 HHS / 42 INDIVIDUALS) INTEND TO RELOCATE TO PLACES OTHER THAN THEIR PLACE OF ORIGIN.

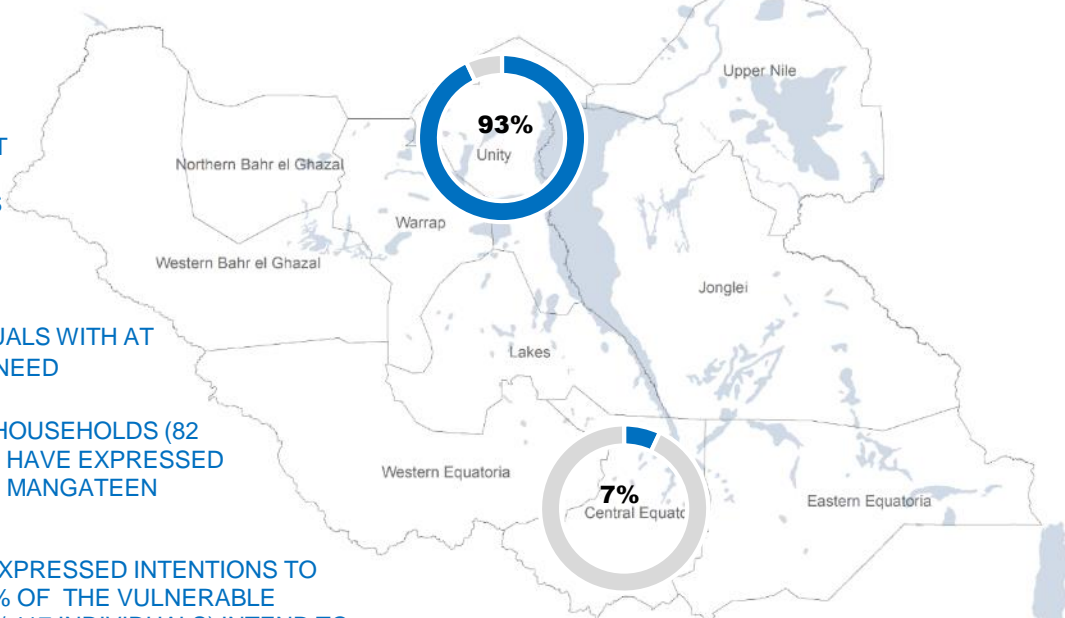


FIGURE 1: MAP SHOWING DISTRIBUTION OF 91 PERCENT OF THE HOUSEHOLDS WHO HAVE EXPRESSED INTENTIONS TO RETURN TO THEIR PLACE OF ORIGIN.

OVERVIEW

Vulnerability verification exercise was conducted to verify and update the status of the existing most vulnerable case load in Mangateen and to identify new vulnerable cases at household level. This report compiles and analyses data from 195 vulnerable IDPs households comprised of 203 individuals with specific needs. It builds on the protection profiling exercise routinely conducted by Humanitarian Development Consortium (HDC). The 195 vulnerable households identified is equivalent to 18% of the total households in Mangateen collective site.

Due to the sensitive nature of the information collected at household/individual levels, all interviewers were trained on data collection and protection of sensitive information. Data was collected using mobile devices. The interviews were conducted by trained enumerators and community workers from protection partners under the supervision of UNHCR protection staff.

Geographic scope:

The verification exercise was conducted exclusively in Mangateen IDP collective site.

Verification/Screening methodology:

Mobilization for the exercise was conducted by HDC community workers in coordination with the community leaders from the site. Interviewers collected information at household level as follows:

- The exercise targeted all the households at the site given the need to get information on return intentions of the IDPs.
- Detailed interviews were conducted with the head of households / vulnerable persons identified. Interviewers used a vulnerability assessment tool loaded onto mobile tablets to capture extensive information including details on categories of core vulnerabilities, additional protection risks, needs, household composition and intentions to return/relocate.

- Word Food Programme registration card (ration) was captured. The information was also checked against the existing UNHCR PSN database.

Vulnerability database:

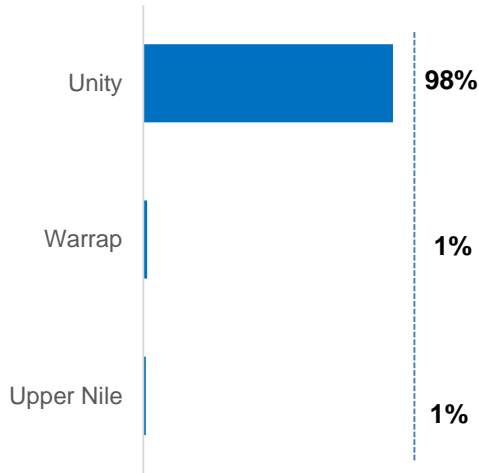
Verification exercise provided updated information on the most vulnerable individuals, forming targeting basis for UNHCR and partners' operational response, including psychosocial support, SGBV intervention and protection-based material assistance. Humanitarian agencies can use the vulnerability data to provide interventions responding to pressing protection risks/needs of the most vulnerable households as well as tracking interventions to such households to minimize gaps and overlap, based on Data Sharing Agreement (DSA) and protocols on confidentiality and data protection.

METHODOLOGY

The verification exercise was conducted by UNHCR in partnership with Humanitarian Development Consortium (HDC), Handicap International, Light for the World in close collaboration with community leadership. The leaders participated actively in mobilizing and sensitizing the households.

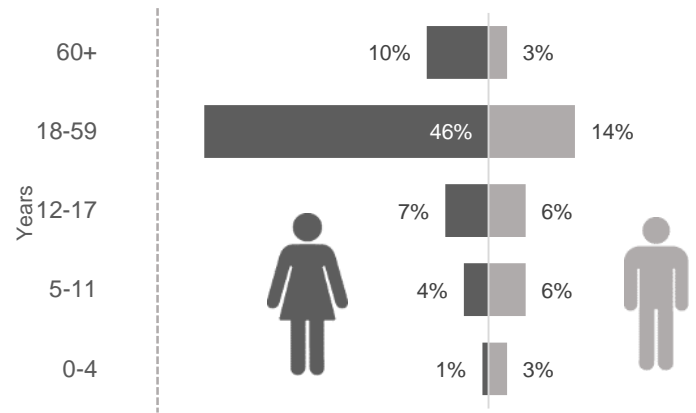
DEMOGRAPHICS OF THE PSNs HOUSEHOLDS VERIFIED

State of Origin (HHs)



98% of vulnerable households verified originate from Unity state, 1% Warrap, 1% Upper Nile. Refer to figure above.

Age and Gender Breakdown of Vulnerable Individuals Identified

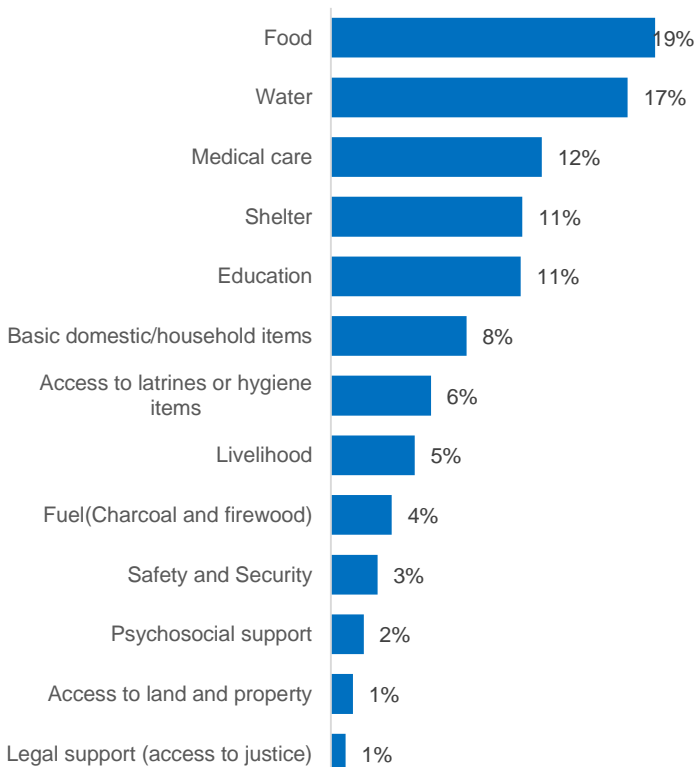


195 vulnerable households in Mangateen comprised of 203 individuals verified. Of the vulnerable individuals, 60% are adults ages 18-59 years (122 individuals), 27% are children under 18 years (54 individuals), 13% adults ages 60 years and above (27 individuals). In terms of gender 68% of the vulnerable individuals are females (138 individuals) and 32% are males (65 individuals).

Priority Needs at Mangateen IDP collective site.



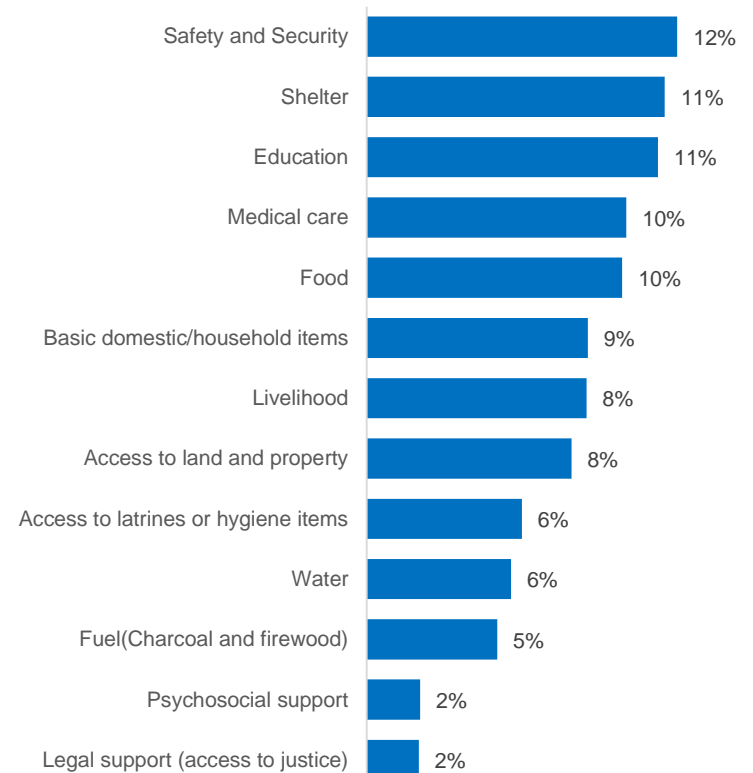
The vast majority of vulnerable displaced households prioritized food, water, medical care, shelter and education.



Priority Needs at Place of Return/Relocation for those vulnerable HHs who expressed intentions to leave Mangateen.

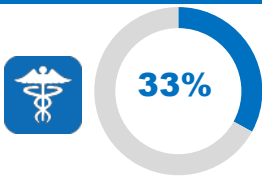


The vulnerable displaced households prioritized safety and security, shelter, education, medical care, and food.




VERIFIED VULNERABILITY IN MANGATEEN IDP COLLECTIVE SITE

Serious Medical Conditions



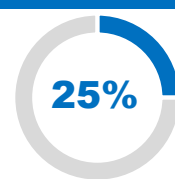
33% (64 HHs / 67 individuals), female 61% (41 individuals) and male 39% (26 individuals) of the vulnerable individuals verified in Mangateen reported cases of serious medical conditions requiring assistance (in terms of treatment or provision of nutritional and non-food items).

Person with Disabilities (DS)



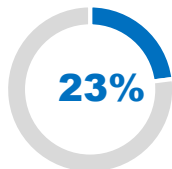
28% (55 HHs / 56 individuals) verified in Mangateen are persons with disabilities (DS), female 50% (28 individuals) and male 50% (28 individuals).

Single Parent (SP) Without Support



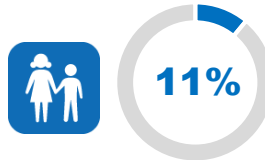
25% (51 HHs / 51 individuals) verified in Mangateen are single parents without support. Majority, female 69% (35 individuals) and male 31% (16 individuals). 65% of the single parents without support are women within the age group (18-59).

Women at Risk (WR)



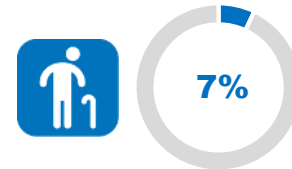
23% (46 HHs / 47 individuals) verified in Mangateen are women at risk (WR). Majority, 98% (46 individuals) are within the age group (18-59) years.

Children at Risk



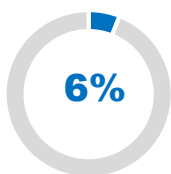
11% (21 HHs / 23 individuals) verified vulnerable individuals in Mangateen are children at risk (CR), female 52% (12 individuals) and male 48% (11 individuals).

Elderly at Risk



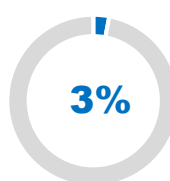
7% (14 HHs / 14 individuals) of the IDP households in Mangateen have at least one elderly person at risk requiring protection assistance. This could be attributed to the fact that, at old age, the elderly prefers to live with relatives to seek for support and care. 86% (12 individuals) of elderly persons at risk are female and 14% (2 individuals) are male.

Family Unity



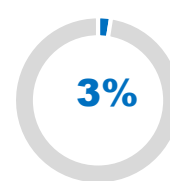
6% (13 HHs / 13 individuals), 69% (9 person) female and 31% (4 person) male of verified vulnerable individuals in Mangateen reported need for family unity.

Torture (TR)



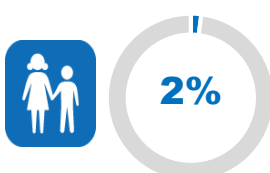
3% (6 HHs / 6 individuals) vulnerable individuals verified in Mangateen are survivors of torture (TR). 67% (4 individuals) male and 33% (2 individuals) female.

Specific Legal and Protection Issues (LP)



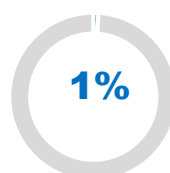
3% (5 HHs / 5 individuals) vulnerable individuals verified in Mangateen are Specific Legal and Protection Issues (LP). 60% (3 individuals) female and 40% (2 individuals) male.

Unaccompanied/ Separated Children (SC)



2% (3 HHs / 3 individuals) vulnerable individuals verified in Mangateen are unaccompanied or separated children (SC). 67% (2 individuals) female and 33% (1 person) male.

Sexual Gender Based Violence (SGBV)



1% (1 HH / 1 person), 100% (1 person) female

Note

1. Percentage of each category of the persons with specific needs is derived from the total number of PSNs verified (203 individuals).
2. 11 PSNs categories adopted for use by UNHCR in South Sudan were used during verification exercise.
3. The total number of individuals verified at Mangateen IDP collective site is 5,678 individuals.

Additional Protection Risks & Needs of Vulnerable Households

37%	of the vulnerable HHs are in need of psychosocial support or counselling services
21%	of the vulnerable HHs reported to have experienced multiple displacement
18%	of the vulnerable HHs reported property destruction
10%	of vulnerable HHs witnessed/heard reports of mines /unexploded devices in their current displacement sites
9%	of the vulnerable HHs cannot produce income for their households
9%	of vulnerable HHs witnessed Physical violence /abuse
7%	of the vulnerable HHs lack legal documentation (National ID Card, Birth Certificate)
7%	of the vulnerable HHs reported tensions/hostilities between IDP groups
6%	of vulnerable HHs witnessed Tensions/hostilities between IDPs & host community
4%	of the vulnerable HHs have experienced discrimination in access to basic services

INTENTIONS OF VULNERABLE HOUSHOLDS TO RETURN/RELOCATE.

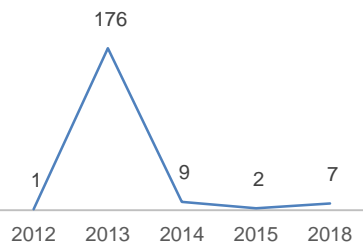
82

HOUSEHOLDS EXPRESSED INTENTIONS TO LEAVE MANGATEEN

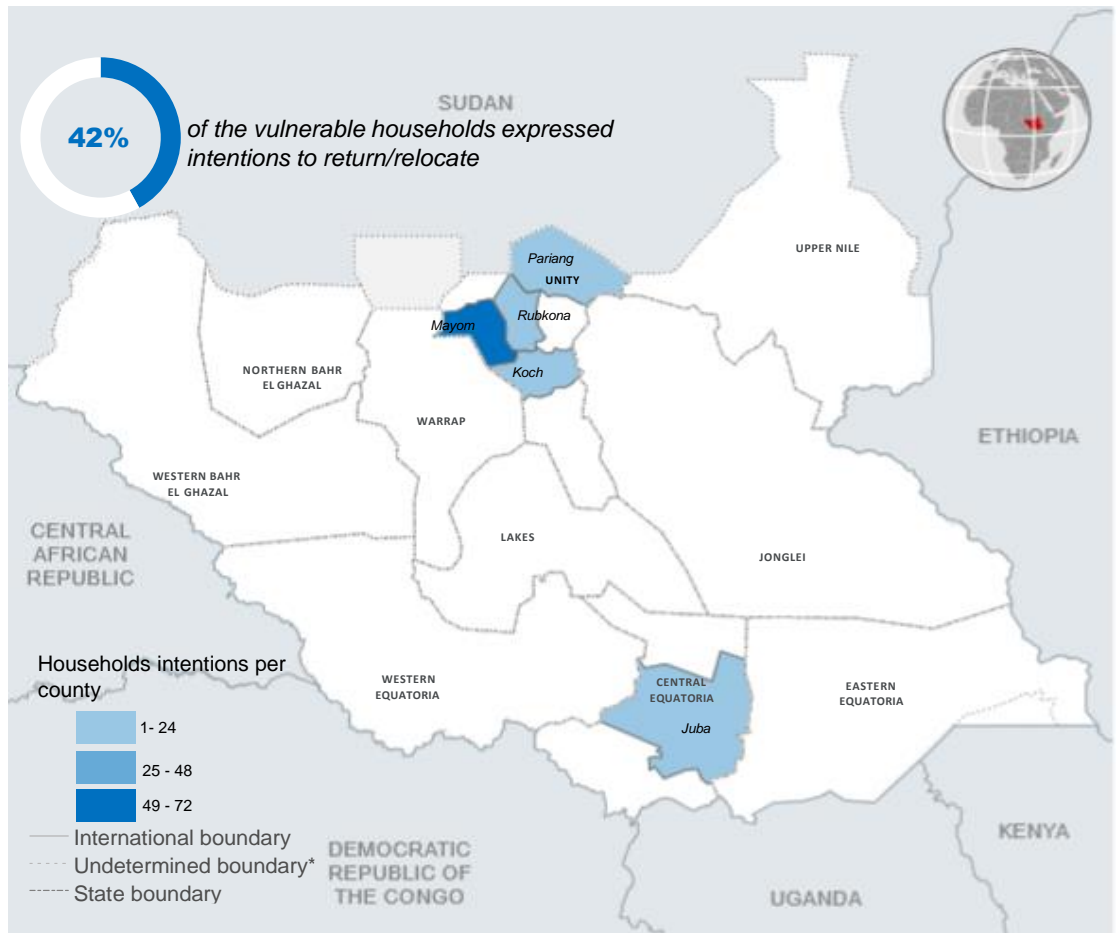
COMPRISED OF 459 INDIVIDUALS

5%

of the households reported being displaced for the first time (74% displaced twice, and 21% reported being displaced more than twice).

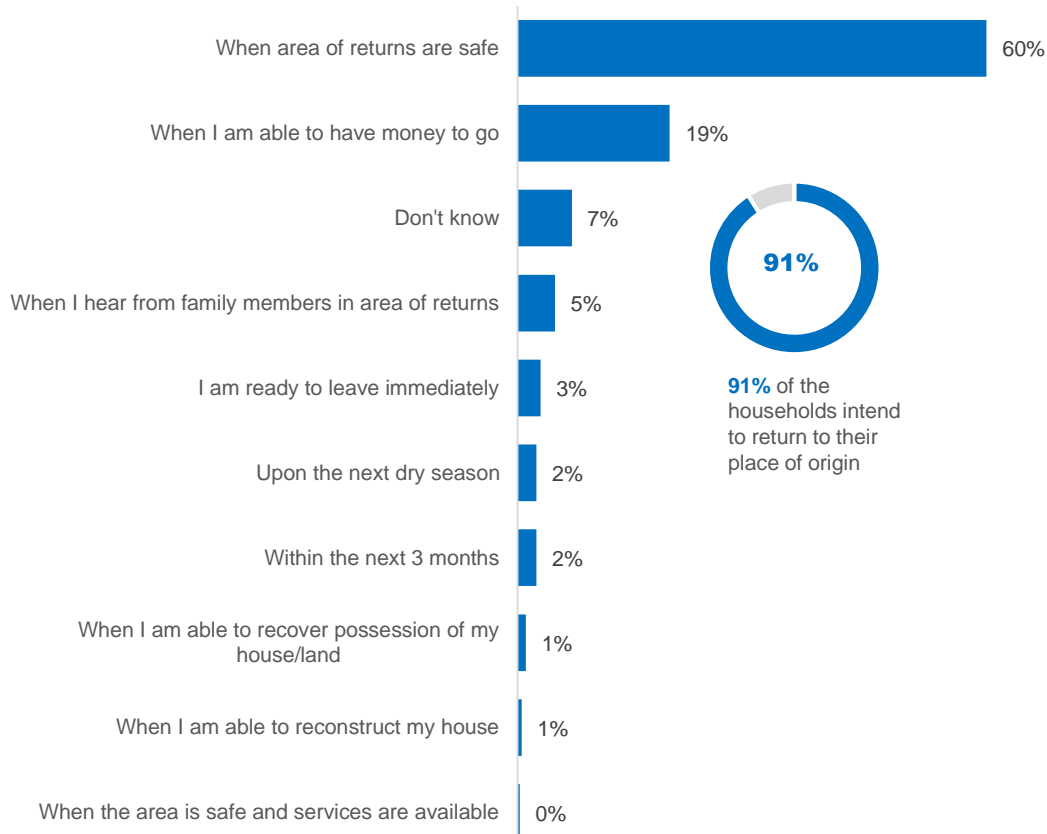


Years that the IDPs were displaced to Mangateen collective site



The boundaries and names shown and the designations used on this map do not imply official endorsement or acceptance by the United Nations. Final boundary between the Republic of Sudan and the Republic of South Sudan. Final status of the Abyei area is not yet determined.

IDP Households Preconditions for Return/Relocation



IDP Households Reasons for Return/Relocation

