

Total Active Registered Syrians

656,418



Urban

532,152

81.1%



Camps

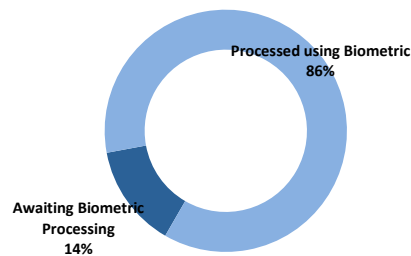
124,266

18.9%

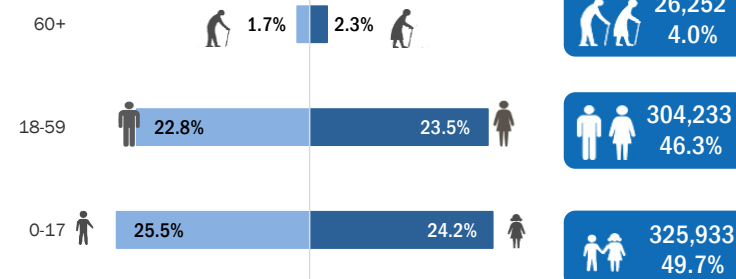
Standard Age and Gender

Age	0-4	5-11	12-17	18-35	36-59	60+	Total	%
Female	46,199	67,325	45,170	95,015	59,441	15,335	328,485	50.0%
Male	48,807	71,222	47,210	96,165	53,612	10,917	327,933	50.0%
Total	95,006	138,547	92,380	191,180	113,053	26,252	656,418	100%
	14.5%	21.1%	14.1%	29.1%	17.2%	4.0%		

Biometric Statistics (IRIS)



Age-Gender Breakdown



Place of Origin

Dar'a	261,622	39.9%
Homs	106,175	16.2%
Aleppo	74,521	11.4%
Rural Damascus	74,498	11.3%
Damascus	46,741	7.1%
Hama	37,744	5.7%
Ar-raqqa	18,146	2.8%
Idleb	12,259	1.9%
Deir-ez-zor	7,527	1.1%
Other	5,640	0.9%
Al-hasakeh	5,405	0.8%
Quneitra	2,799	0.4%
As-sweida	1,602	0.2%
Lattakia	1,371	0.2%
Tartous	368	0.1%

Specific Needs

Serious medical condition	59,631	9.1%
Specific legal and physical protection needs	33,220	5.1%
Child at risk	27,203	4.1%
Disability	24,548	3.7%
Single parent	16,979	2.6%
Woman at risk	12,659	1.9%
Older person at risk	6,070	0.9%
Unaccompanied or separated child	2,361	0.4%
Total	182,671	27.8%

* An individual can have more than one specific need

Registration Trend

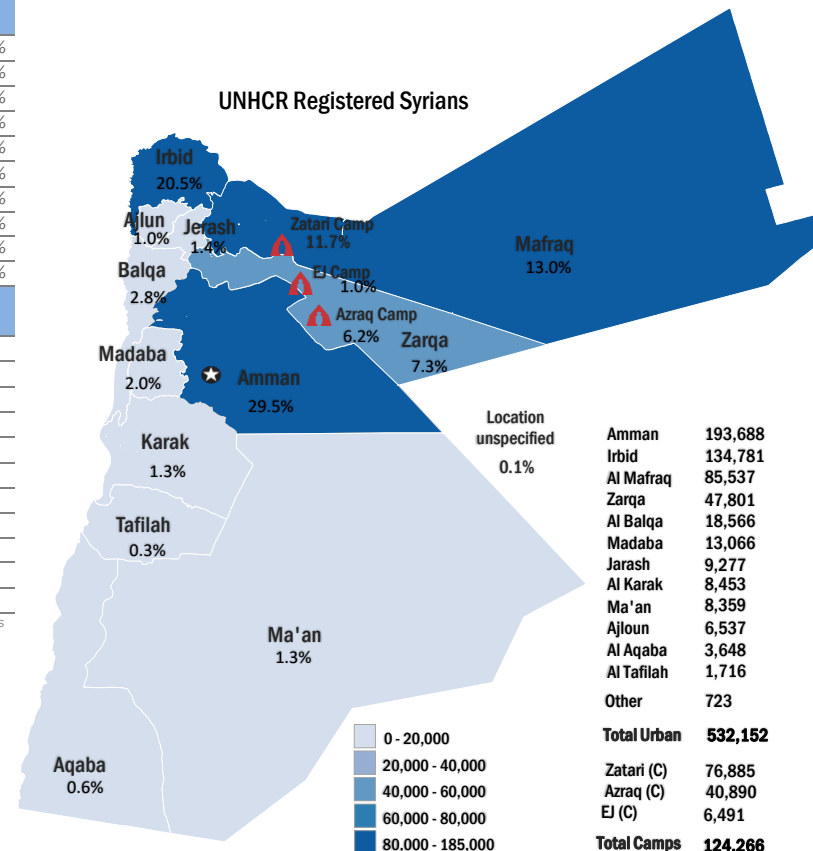
2011	130,204	12.1%
2012	667,419	62.3%
2013	14,546	1.4%
2014	108,686	10.1%
2015	43,017	4.0%
2016	52,233	4.9%
2017	28,625	2.7%
2018	26,925	2.5%
2019	22,144	2.1%
2020	2,747	0.3%

Arrivals

Pre-2011	10,290	1.6%
2011	21,265	3.2%
2012	149,174	22.7%
2013	248,182	37.8%
2014	59,372	9.0%
2015	13,929	2.1%
2016	24,466	3.7%
2017	2,835	0.4%
2018	2,212	0.3%
2019	1,142	0.2%
2020	24	0.0%

* The new arrivals excludes newborn babies who will be represented under the

UNHCR Registered Syrians



* Coloured map only reflects refugees living outside camps.

Syrian Registration Trend since 01 March 2011

