



# Tanzania Refugee Population Update

as of 31 August 2019



## Key Figures

**303,518\***  
Population of Concern

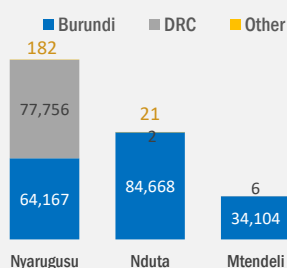
**86.0%**  
260,906  
Living in camps

**5.6%**  
19,337  
Living in settlements

**7.6%**  
23,047  
Living in villages

**0.1%**  
228  
Living in urban area

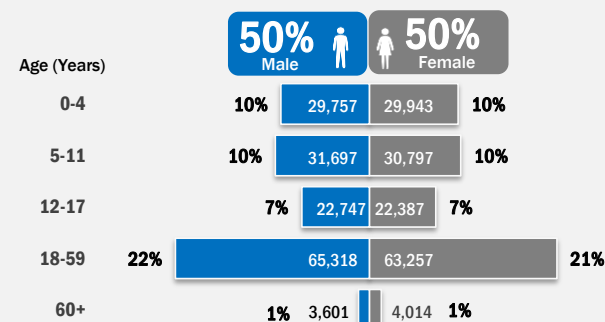
### Camp-based population by country of origin



## Age and Gender

**55%**  
Children

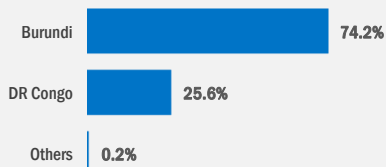
**3%**  
Older People



**88%**  
267,698  
Refugees

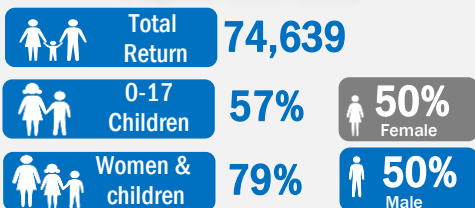
**12%**  
35,820  
Asylum-seekers

### Country of origin



## Durable Solutions

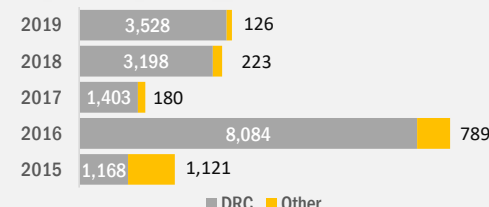
### Voluntary return of Burundian refugees, 2017-2019



### Local integration

**162,000** former Burundian refugees (1972) granted citizenship by the Government of Tanzania.

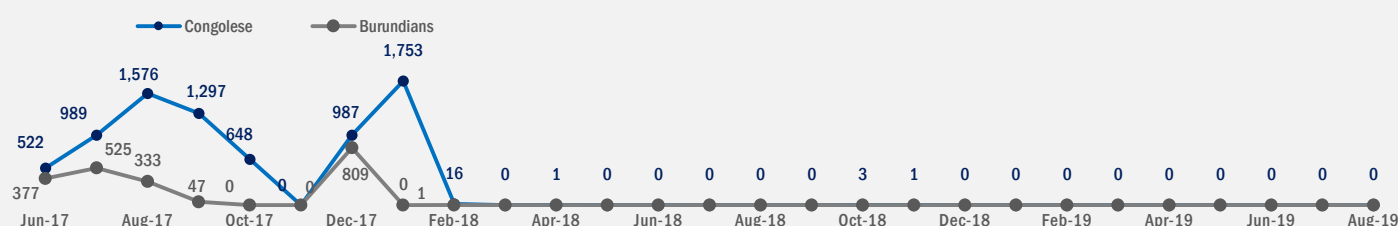
### Resettlement departures by country of origin, 2015-2019



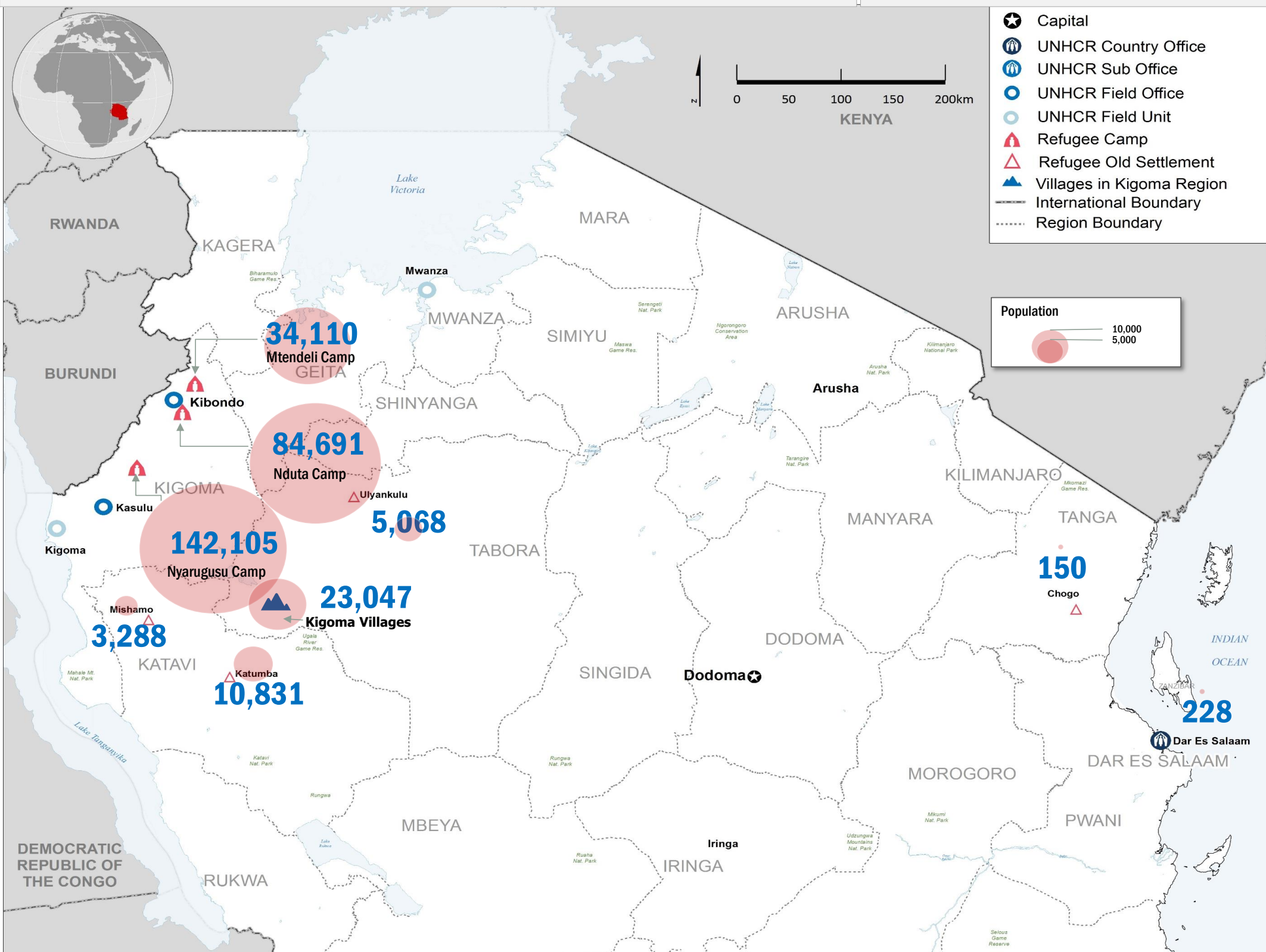
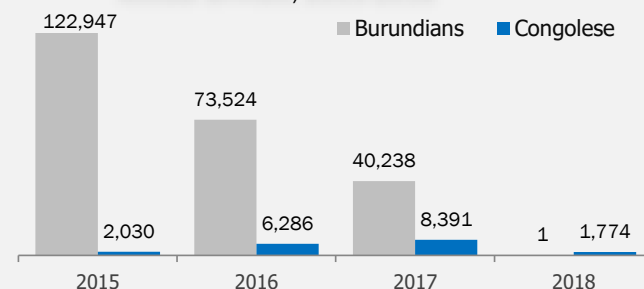
\* Population of concern to UNHCR does not include the 162,000 former Burundian refugees (1972) granted citizenship by the Government of Tanzania.

## Arrival Trends

### Monthly new arrivals, June 2017- August 2019



### Annual arrivals, 2015-2018



The boundaries and names shown and the designations used on this map do not imply official endorsement or acceptance by the United Nations. Sources: Boundaries: UNCS; Background: USGS; Data: Government of Tanzania, UNHCR.

For more information, please contact: tankim@unhcr.org or visit: <https://data2.unhcr.org/en/situations/burundi/location>