



Tanzania Refugee Population Update

as of 31 May 2019



Key Figures

312,152*
Population of Concern

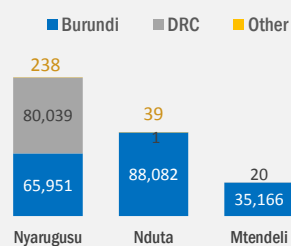
86.3%
269,536
Living in camps

5.6%
19,337
Living in settlements

7.4%
23,047
Living in villages

0.1%
232
Living in urban area

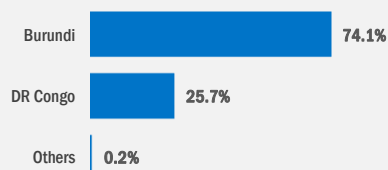
Camp-based population by country of origin



88%
275,126
Refugees

12%
37,026
Asylum-seekers

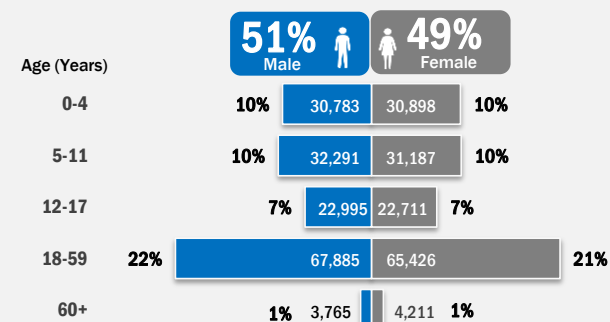
Country of origin



Age and Gender

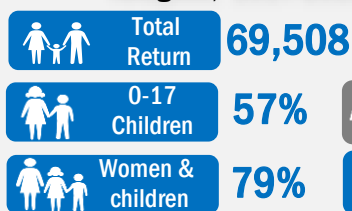
55%
Children

3%
Older People



Durable Solutions

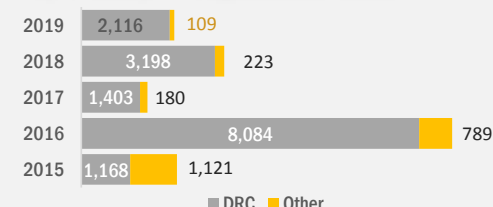
Voluntary return of Burundian refugees, 2017-2019



Local integration

162,000 former Burundian refugees (1972) granted citizenship by the Government of Tanzania.

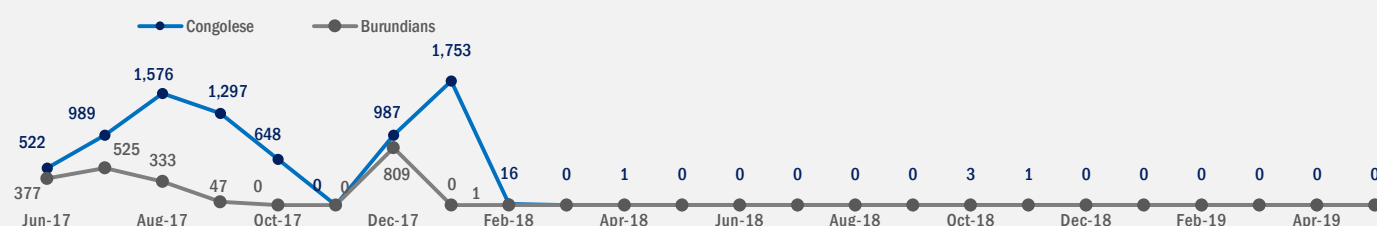
Resettlement departures by country of origin, 2015-2019



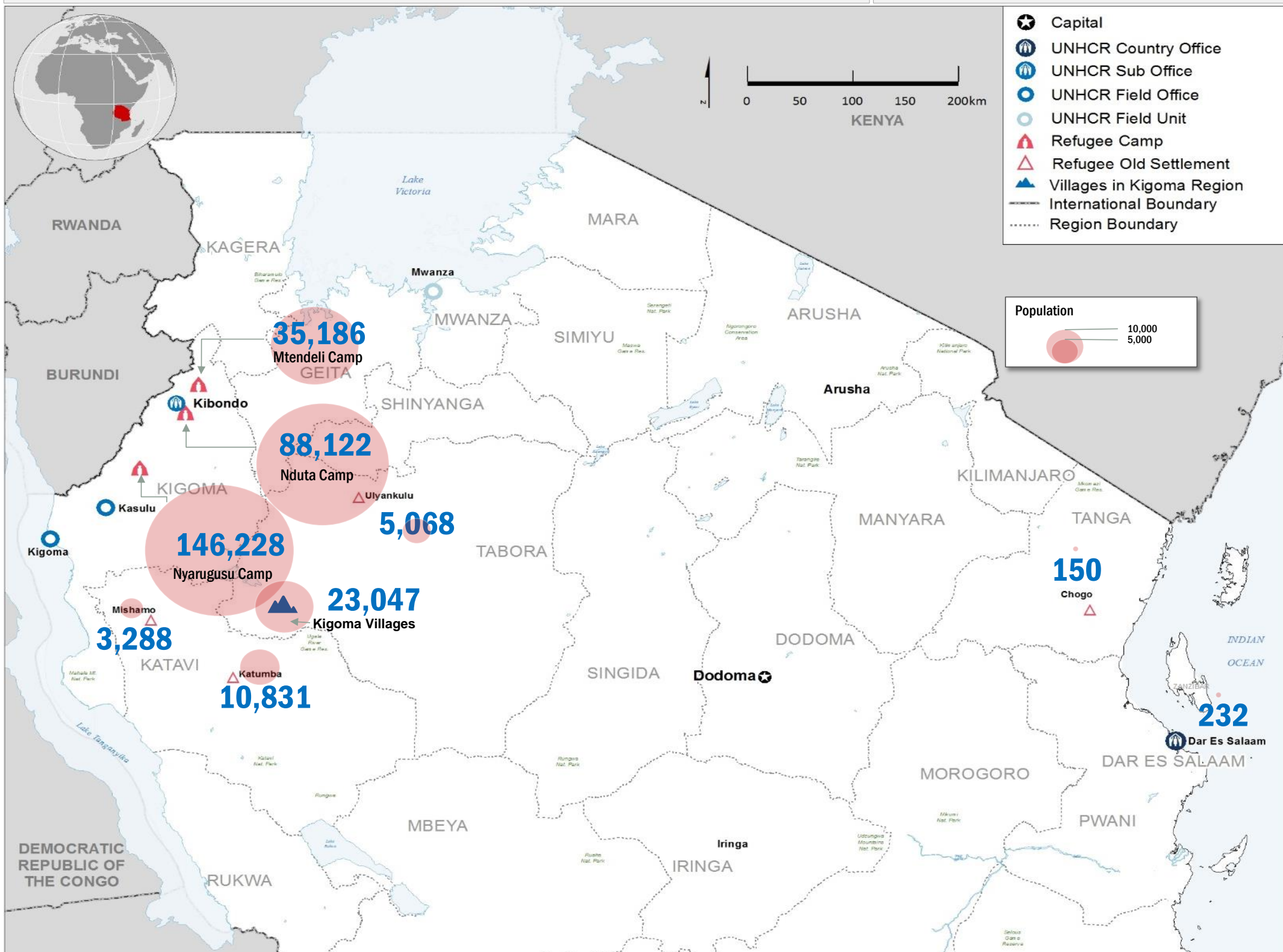
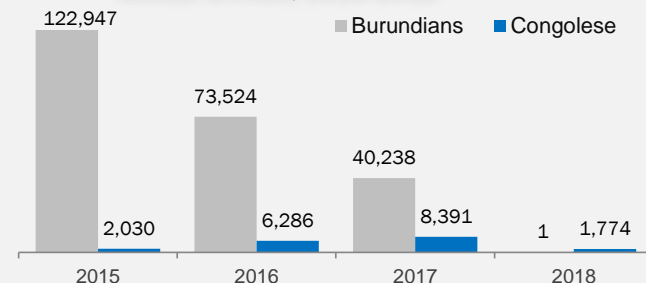
* Population of concern to UNHCR does not include the 162,000 former Burundian refugees (1972) granted citizenship by the Government of Tanzania.

Arrival Trends

Monthly new arrivals, June 2017- March 2019



Annual arrivals, 2015-2018



The boundaries and names shown and the designations used on this map do not imply official endorsement or acceptance by the United Nations. Sources: Boundaries: UNCS; Background: USGS; Data: Government of Tanzania, UNHCR.

For more information, please contact: tankim@unhcr.org or visit: <https://data2.unhcr.org/en/situations/burundi/location>