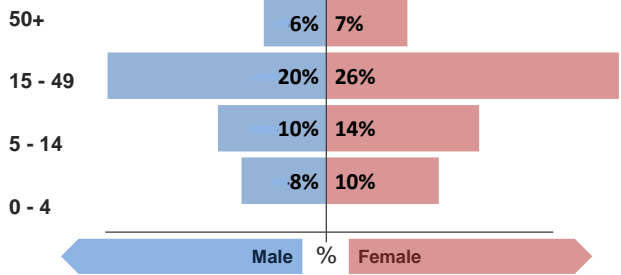


Refugee population

Total refugee population: **2,703** *

Demographic breakdown:



Key facts

Camp opened: **August 2013**

Planned capacity: **5,000**

Area: **0.3 Km sq**

Population: **Syrian refugees, majority from Qamishli**

* Source of population data: **Estimates from UNHCR registration**

Indicators at a glance

Indicator	Standard
1 Health utilisation rate	1 - 4
2 Number of consultations per clinician per day	< 50
3 Proportion of first time antenatal visits made < 1st trimester	≥ 90%
4 Measles vaccination rate	> 95%
5 Full vaccination rate	> 95%
6 Crude Mortality Rate (CMR) (/1000/month)	< 1.5
7 Under-five Mortality Rate (U5MR) (/1000/month)	< 3.0
8 Neonatal Mortality Rate (NNMR) (/1000 livebirths)	< 40

Notes

HIGHLIGHTS

Health utilisation rate and number of consultations per clinician per day above normal.

A high proportion of cases presented with upper respiratory infections.

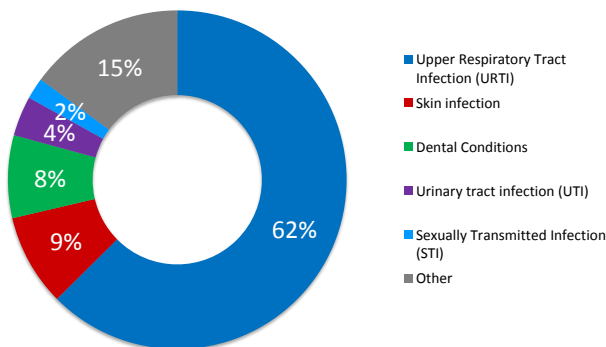
This public health profile for Arbat refugee camp is compiled from health data obtained from reporting agencies. Data is collected using standardised Health Information System (HIS) data collection and reporting tools and aims to be as accurate as possible.

Agencies reporting:

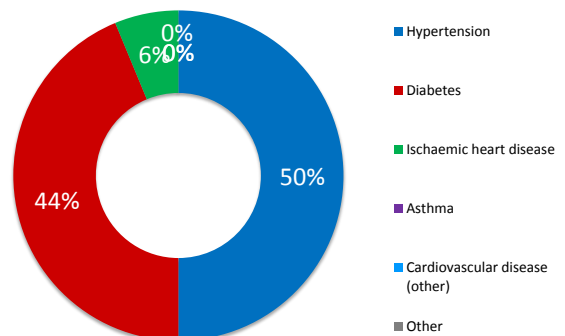
DOH - Sulaymaniyah

Morbidity

Acute health conditions (%)



Chronic health conditions (%)



Top 5 acute health conditions

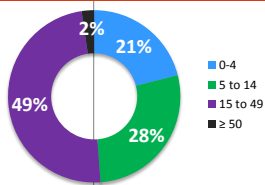
Condition	% morbidity	# of cases
1 Upper Respiratory Tract Infection (URTI)	63%	214
2 Skin infection	9%	30
3 Dental Conditions	8%	27
4 Urinary tract infection (UTI)	4%	13
5 Sexually Transmitted Infection (STI)	2%	7
- Other	15%	51

Top 5 chronic health conditions

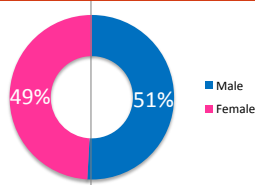
Condition	% morbidity	# of cases
1 Hypertension	50%	8
2 Diabetes	44%	7
3 Ischaemic heart disease	6%	1
4 Asthma	0%	0
5 Cardiovascular disease (other)	0%	0
- Other	0%	0

Breakdown of acute health conditions

by age

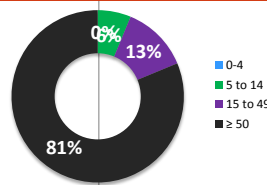


by gender

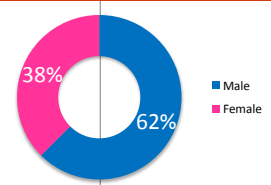


Breakdown of chronic health conditions

by age



by gender



Public Health

Health Impact	Indicator	Standard	Outbreak Alert and Response	Indicator	Standard
Crude Mortality Rate (CMR) (/1000/month)	0.0	< 1.5	Number of outbreaks reported	0	
Under-five Mortality Rate (U5MR) (/1000/month)	0.0	< 3.0	% of outbreaks investigated within 48 hours		100%
Neonatal Mortality Rate (NNMR) (/1000 livebirths)	0.0	< 40			
Access and utilization			Laboratory		
No. of health facilities	1.0	1 : < 10,000	Number of laboratory samples	0	
Total number of consultations	361		Immunization		
Health utilisation rate	6.9	1 - 4	Measles vaccination rate	N/A	> 95%
No. of consultations per trained clinician per day	52	< 50	Full vaccination rate	N/A	> 95%
			Program drop-out rate	N/A	< 10%
			Vaccine wastage rate	N/A	< 8%
Reproductive health			Sexual and gender-based violence		
Proportion of first time antenatal visits made < 1st trimester	N/A	≥ 90%	Incidence of reported rape	0.0	

Top 3 Mental health conditions

	% morbidity	# of cases
1 Epilepsy / seizures	0%	0
2 Alcohol and other substance abuse disorder	0%	0
3 Psychotic disorder	0%	0
- Other	0%	0

Top 3 injuries

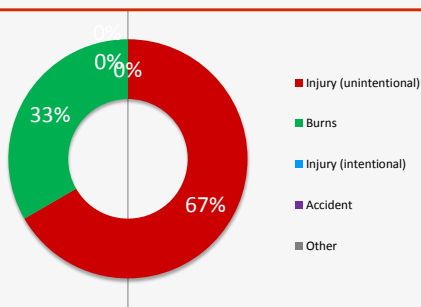
	% morbidity	# of cases
1 Injury (unintentional)	67%	2
2 Burns	33%	1
3 Injury (intentional)	0%	0
- Other	0%	0

Breakdown of mental health conditions

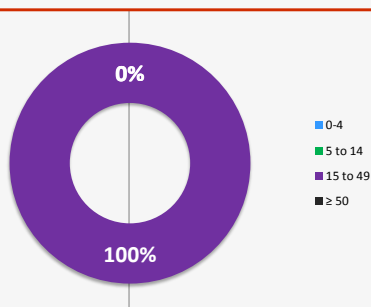
NO MENTAL HEALTH CONDITIONS REPORTED THIS WEEK

Breakdown of injuries

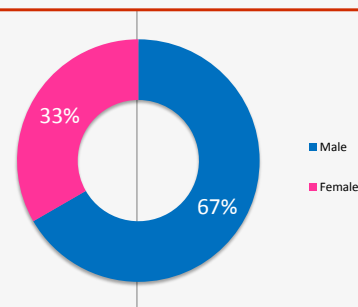
By cause



By age



By gender



We gratefully acknowledge the support of the following agencies:



View interactive maps and statistics online
<http://twine.unhcr.org>

