

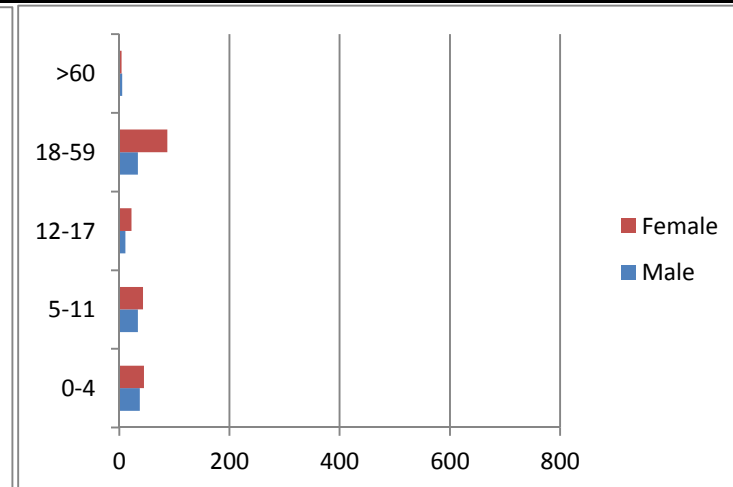
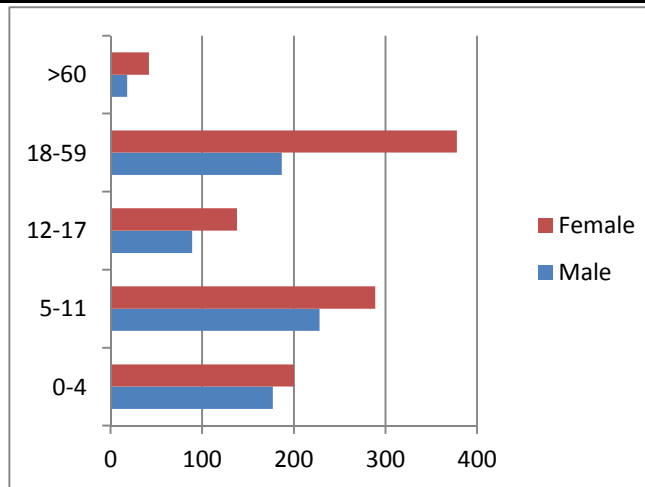


Profile of the registered population

	Level 1 registration						un-registered					
	Malian		Nigerien		Total		Malian		Nigerien		Total	
GAOUEL	388	1746	81	322	469	2068						

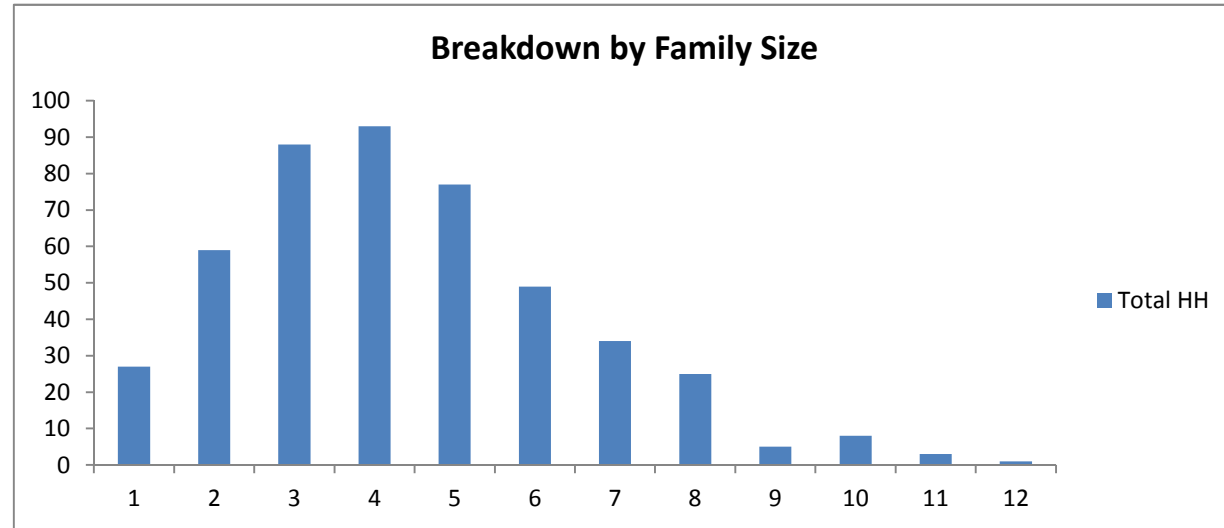
a. Age and gender Breakdown

		Malian					Nigerien				
		0-4	5-11	12-17	18-59	>60	0-4	5-11	12-17	18-59	>60
GAOUEL	Male	177	228	89	187	18	37	34	11	34	5
	Female	200	289	138	378	42	45	43	22	87	4
	Total	377	517	227	565	60	82	77	33	121	9



b. By family size

Size	Total HH	
1	27	13%
2	59	19%
3	88	20%
4	93	16%
5	77	10%
6	49	7%
7	34	5%
8	25	1%
9	5	2%
10	8	1%
11	3	0%
12	1	100%
Grand Total	469	0%



b. By Place of habitual residence

Village	Malian HH		Nigerien HH		Grand Total	
TAMAKAZA	109	28%	69	85%	178	38%
OUATTAGOUNA	66	17%		0%	66	14%
DABAGA	33	9%		0%	33	7%
SOUGAN	26	7%		0%	26	6%
KAROU	18	5%		0%	18	4%
SIRIDA	15	4%		0%	15	3%
Unkown or Others	121	31%	12	15%	133	28%
Grand Total	388	100%	81	100%	469	100%

