



**Profile of the population affected by the Mali Situation in Niger-
Commission Nationale d'Eligibilité (CNE), UNHCR & CADEV**

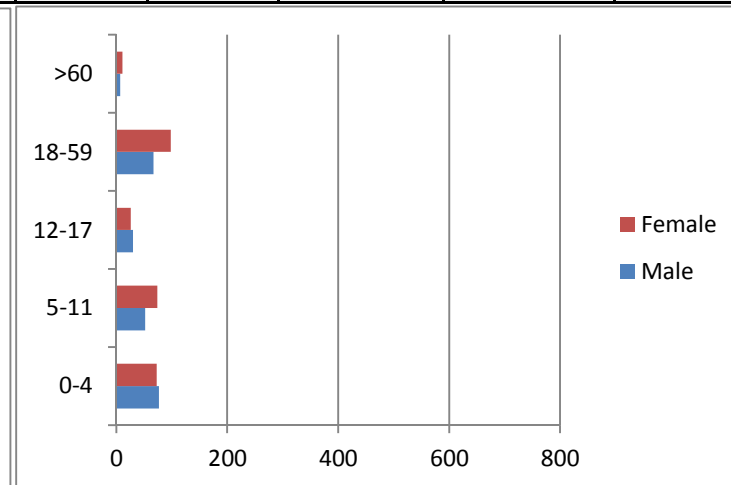
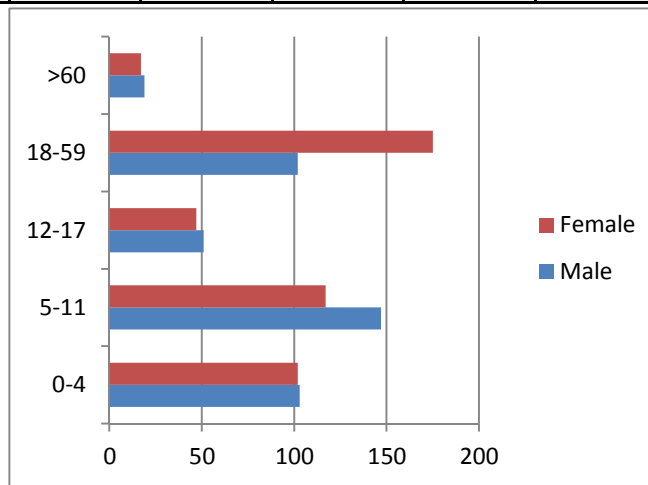
Updated as: 08/03/2012

Profile of the registered population

	Level 1 registration						un-registered					
	Malian		Nigerien		Total		Malian		Nigerien		Total	
MANGAIZE	177	880	104	510	281	1390	35	230	77	320	112	550

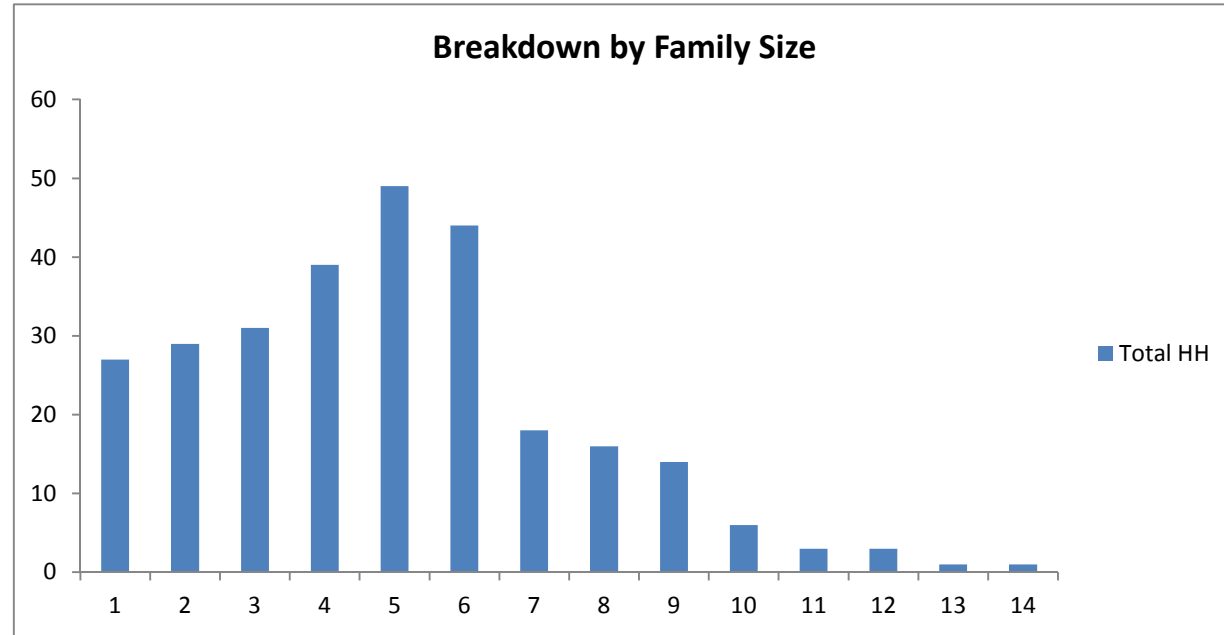
a. Age and gender Breakdown

MANGAIZE		Malian					Nigerien				
		0-4	5-11	12-17	18-59	>60	0-4	5-11	12-17	18-59	>60
		Male	103	147	51	102	19	77	52	30	67
Female	102	117	47	175	17	73	74	26	98	11	
Total	205	264	98	277	36	150	126	56	165	18	



b. By family size

Size	Total HH	
1	27	10%
2	29	10%
3	31	11%
4	39	14%
5	49	17%
6	44	16%
7	18	6%
8	16	6%
9	14	5%
10	6	2%
11	3	1%
12	3	1%
13	1	0%
14	1	0%
15	1	0%
Grand Total	282	100%



b. By Place of habitual residence

Village	Malian HH		Nigerien HH		Grand Total	
MENEKA	54	31%	55	52%	109	39%
FOKARATAN	19	11%	20	19%	39	14%
MENAKA	17	10%	7	7%	24	9%
TINABAW	14	8%		0%	14	5%
Unkown or Others	73	41%	23	22%	96	34%
Grand Total	177	100%	105	100%	282	100%

