



**Profile of the population affected by the Mali Situation in Niger-
Commission Nationale d'Eligibilité (CNE), UNHCR & CADEV**

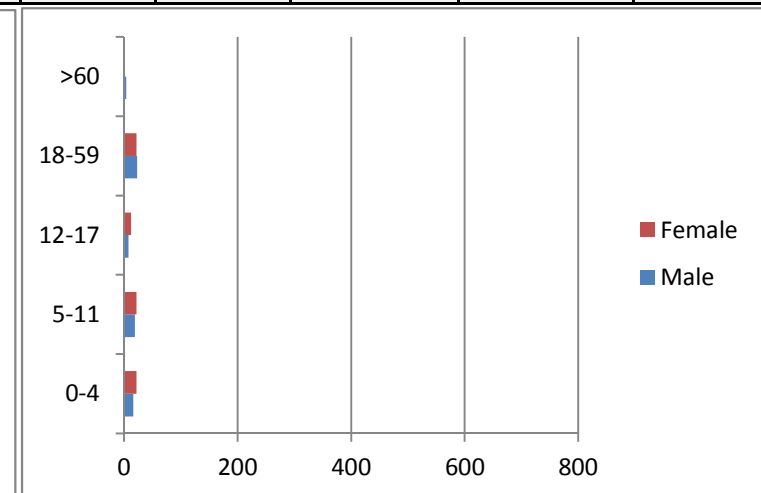
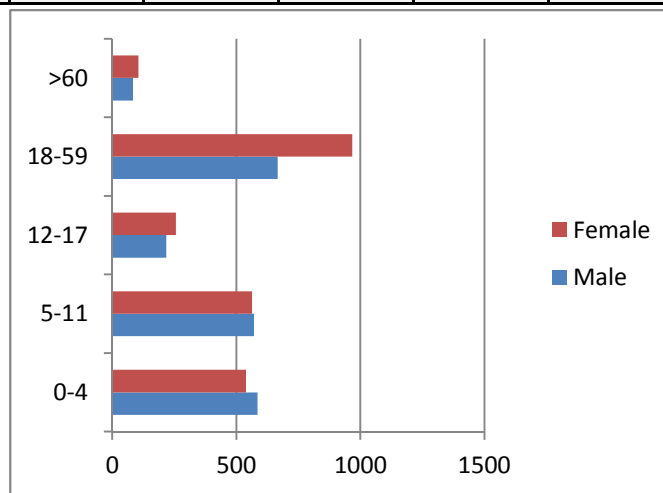
Updated as: 08/03/2012

Profile of the registered population

	Level 1 registration						un-registered					
	Malian		Nigerien		Total		Malian		Nigerien		Total	
CHINEGODRAR	1252	4557	39	148	1290	4704						

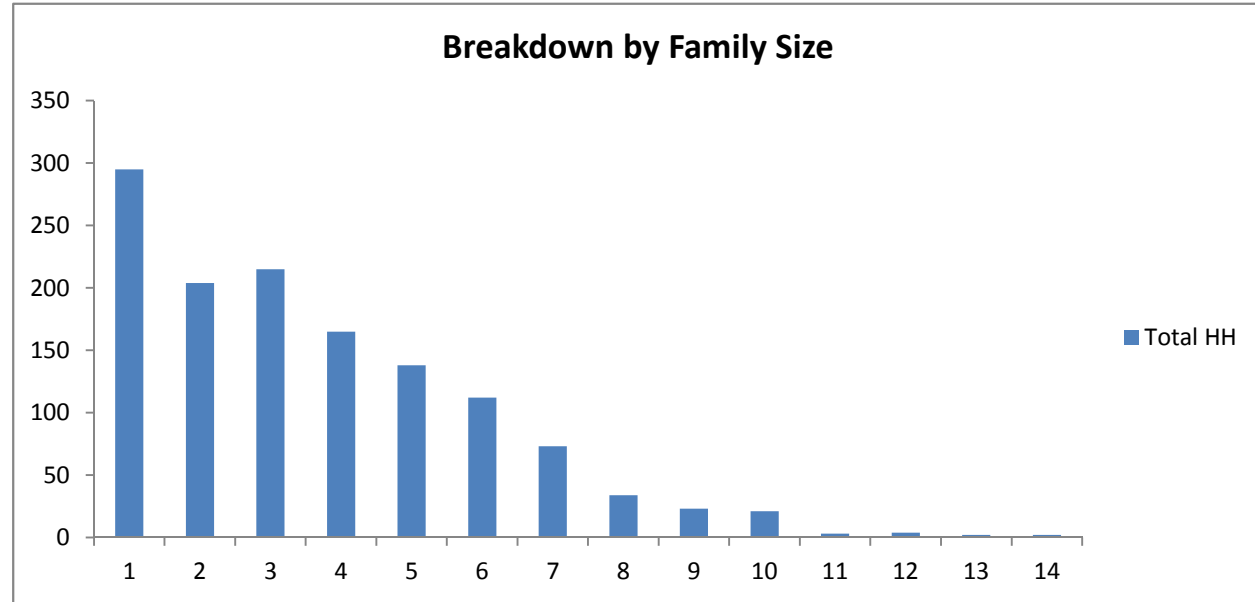
a. Age and gender Breakdown

		Malian					Nigerien				
		0-4	5-11	12-17	18-59	>60	0-4	5-11	12-17	18-59	>60
CHINEGODRAR	Male	586	571	217	667	84	16	19	8	23	4
	Female	539	563	256	968	105	22	22	12	22	0
	Total	1125	1134	473	1635	189	38	41	20	45	4



b. By family size

Size	Total HH	
1	295	23%
2	204	16%
3	215	17%
4	165	13%
5	138	11%
6	112	9%
7	73	6%
8	34	3%
9	23	2%
10	21	2%
11	3	0%
12	4	0%
13	2	0%
14	2	0%
Grand Total	1291	100%



b. By Place of habitual residence

Village
 AMDERAMBOUKANE
 ASSKARA
 MENAKA
 NULL
 Grand Total

Malian HH		Nigerien HH		Grand Total	
1213	97%	27	69%	1240	96%
1	0%		0%	1	0%
2	0%		0%	2	0%
36	3%	12	31%	48	4%
1252	100%	39	100%	1291	100%

