



NORWEGIAN  
REFUGEE COUNCIL

# 2022 - YEMEN

# MUHAMASHEEN

# COMMUNITY PROFILE

Survey conducted with Muhamasheen populations in  
IRG-controlled areas of Yemen, 2022



The **Muhamasheen** (the Arabic term for marginalized) are an ethnic group in Yemen who experience systematic discrimination. They are generally referred to negatively and racially discriminated against in Yemen as “Akhdam” (the Arabic term for Servants), and are considered to be the lowest social class in the country. Some believe they are descended from African slaves or Ethiopian soldiers as far back as the sixth century. There are no official records on the size of this group, however, the United Nations reported that there are about **3.5 million** Muhamasheen presently in Yemen.

Due to societal pressure, they tend to live in isolated communities, separated from the rest of the population. They face discrimination, lack of rights, and work in occupations that society considers inferior, such as cleaning streets, washing cars, or practicing begging.

## DEVELOPING A COMMUNITY PROFILE

In various aspects, the Muhamasheen are lacking behind in terms of receiving support and aid. The Muhamasheen are frequently excluded from basic services, including humanitarian aid. Relatively little is known about the group; a stronger understanding of their current position within the context of Yemeni society, and the Yemeni humanitarian emergency at large, is necessary. It is hoped that the findings of this study will encourage humanitarian organizations to focus on the specific needs of the Muhamasheen, in order to identify and address barriers to access, and to adapt activities to fit their cultural practices. The results of the assessment will inform the designing, implementation, and evaluation of humanitarian interventions targeting Muhamasheen.



## OBJECTIVES OF THE DATA COLLECTION

- To gain a deeper knowledge on the Muhamasheen cultural practices, beliefs, and needs;
- To improve the humanitarian response targeting this population;
- To increase awareness on the vulnerability of Muhamasheen people in Yemen.



## TARGET GROUP

This assessment focuses on people from the Muhamasheen minority group living in 14 IDP sites in 5 governorates in Yemen. Heads of households, whether male or female, were interviewed for the purpose of this assessment.

## METHOD

The data collection was conducted through a quantitative methodology, with a survey/questionnaire conducted at the household level, using convenient sampling of interviewees in each of the sites.

## SAMPLE SIZE & SELECTION

- Margin error set at 8% and confidence level at 95%, minimum sample count needed of 142 HHs with a total population of 2650 HHs in 5 governorates.
- Total of 158 interviews were conducted in 14 sites in 5 governorates.
- 55% male and 45% women were interviewed.

## DATA COLLECTION

For this assessment, the CCCM teams collected data. The staff was trained on the tool, using KOBO. Consent to participate in the questionnaire was asked at the beginning of the questionnaire, and the questionnaire remains anonymous. CCCM Team supervisors supported the data collection to ensure the data is entered correctly and ethically by the data collectors.

## DATA QUALITY CHECK & RESULTS

All data collected underwent a quality checking process within each of the participating organizations. The results and findings of this study are presented in the next pages. The process was implemented in collaboration with ACTED, NRC, IOM, and the CCCM Cluster.

## LIMITATIONS

- Gender balance;
- Convenient sampling;
- Not stratified per governorate or site.

**158**

HH INTERVIEWED

**5**

GOVERNORATES

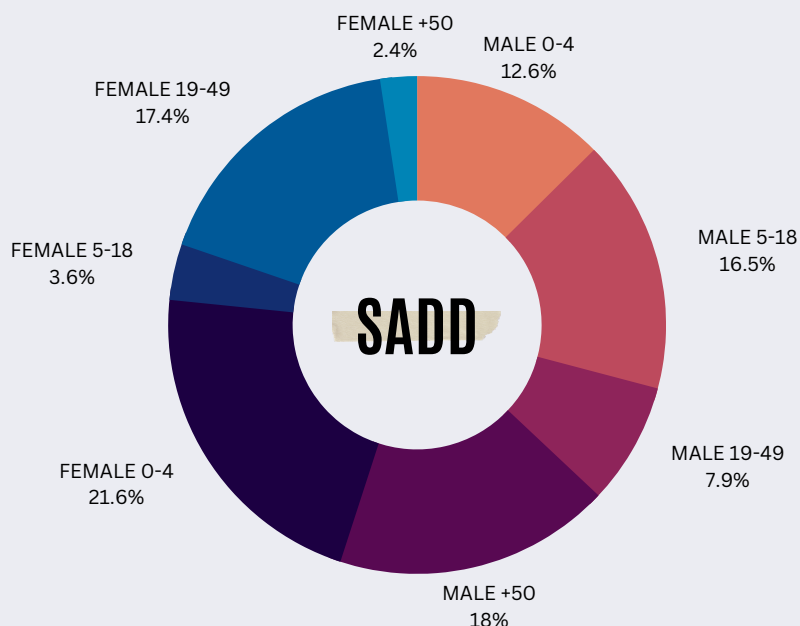
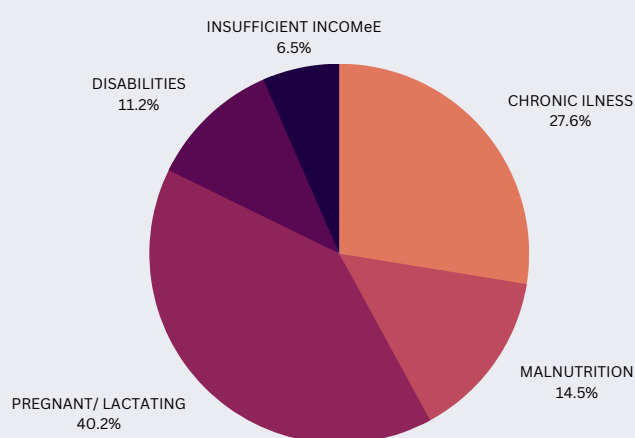
**14**

SITES

# DEMOGRAPHICS AND SAMPLE

The following data was collected by ACTED, NRC, and IOM in the different governorates. Targeting large sites with an estimation of high percentage of Muhamasheen populations, the CCCM teams conducted the data collection themselves.

## VULNERABILITIES



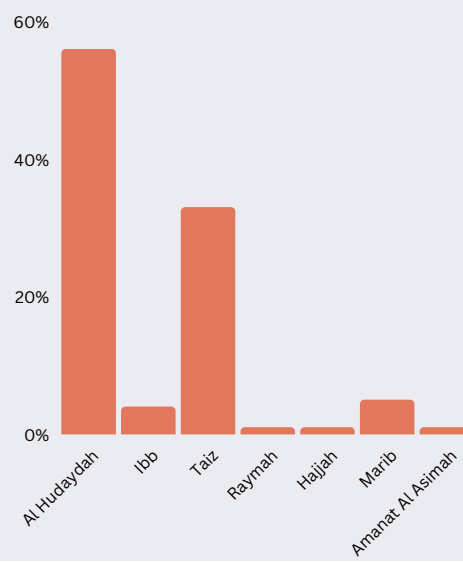
## PAST AND CULTURE

**98%** of the HH's interviewed had arrived to the site more than one year prior, and **91%** had been displaced for more than 3 years. **86%** of the males marry between 18-25 years old, and for female only **69%** marry in the same age gap, with **31%** marrying between 10-17 years old.

### How many time did you change locations during your displacement?



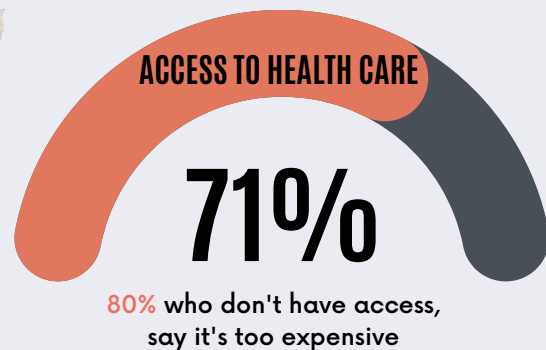
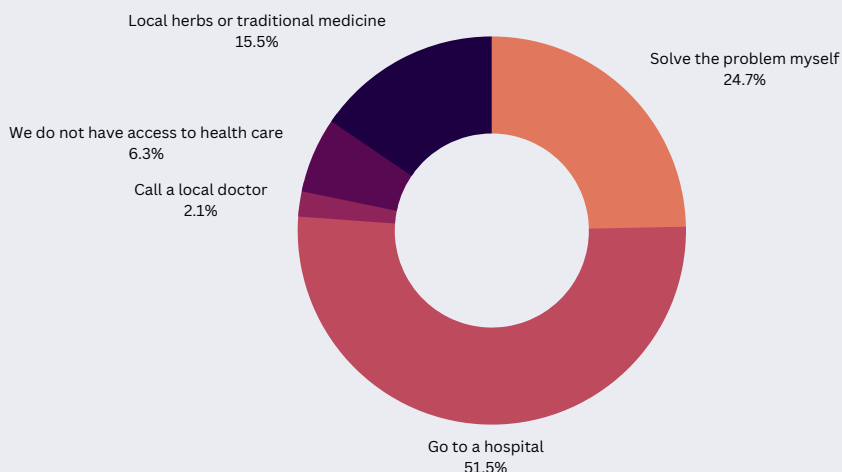
## PLACE OF ORIGIN



# FINDINGS HEALTH CARE

One of questions about this community, was how would they take care of their health, and if they felt there was any discrimination accessing public services. The data below shows that the majority feels that they have access to healthcare, and equal quality of treatment.

## What do you do when there is an emergency case that needs health care?

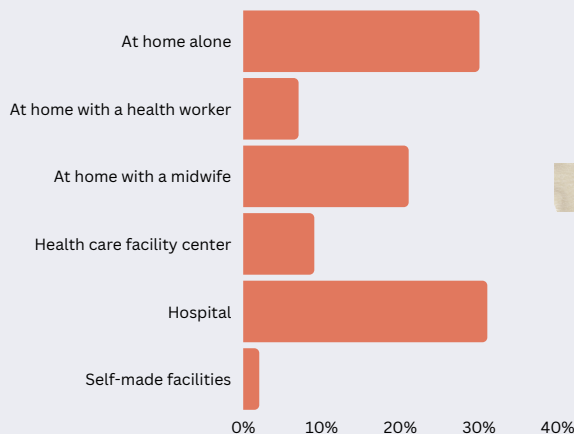
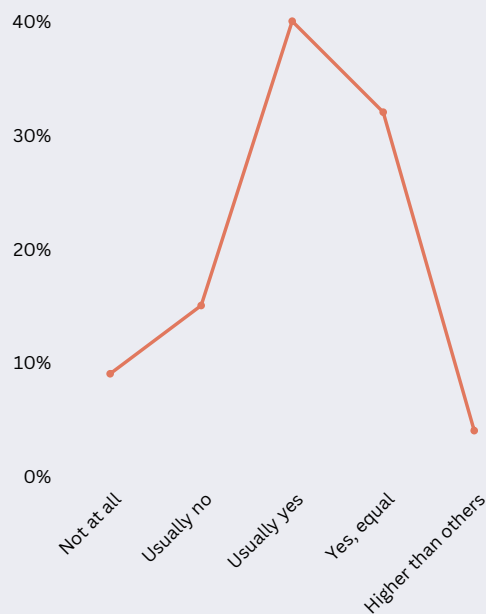
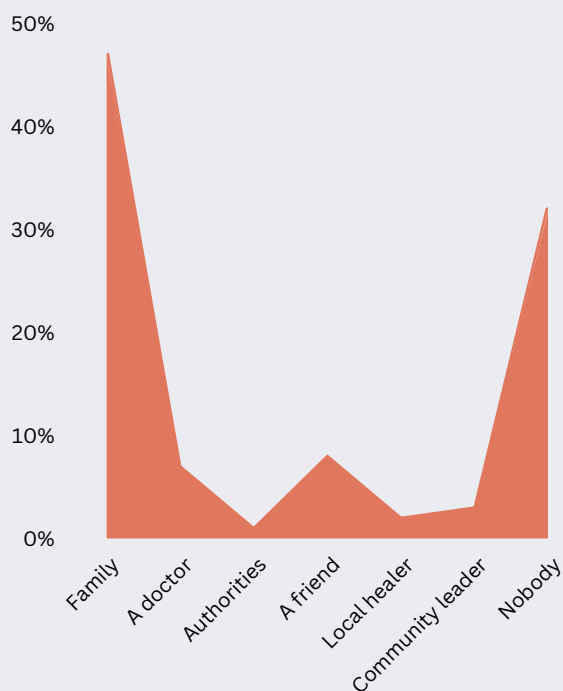


## Consider health care facilities good or higher level



## Do you feel you receive equal level of quality in treatment when attending a health facility?

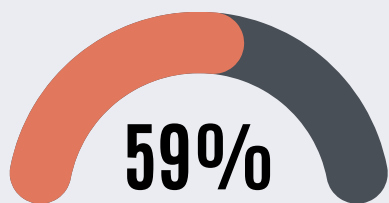
## Who do you contact in case of emergency?



## Where do mothers give birth?

# FINDINGS EDUCATION

Considering education in Yemen is segregated by gender, each HH was asked about educational opportunities for boys and girls separately. Additionally, respondents were asked if they considered Education a priority for their children - data says over **85%** would like their kids to attend school.



HH are illiterate.

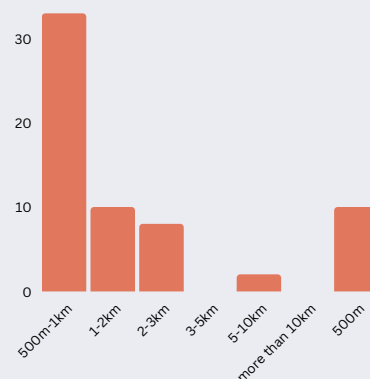
Inquired HHs that have never been to school



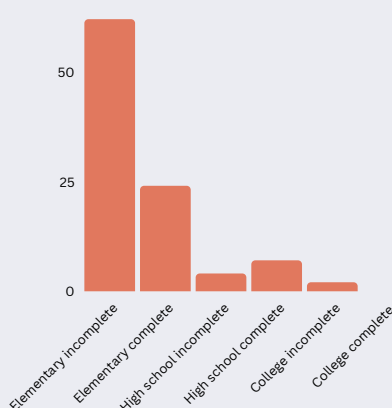
**55%**

male gender  
children

How far is the nearest school



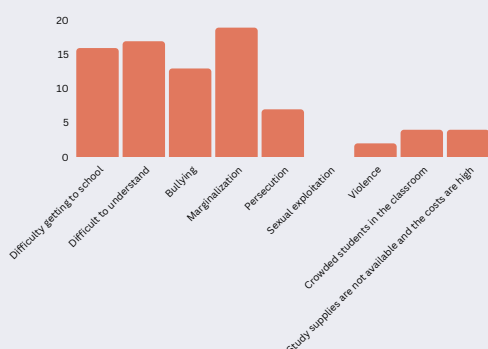
Highest education level for those who attended



Kids face any challenges at school



Which challenges?




**52%**

Consider the quality of the teaching GOOD or better.

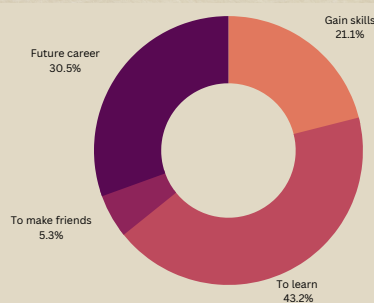
**95%**

Children who go to school by foot or transportation.


Male children that go to school



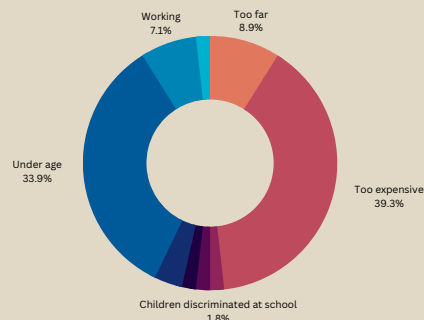
Why do you think it's important they go to school?




HHs who would like their male children to go to school



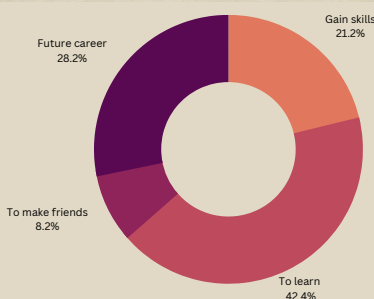
Why don't the male children go to school?




Female children that go to school



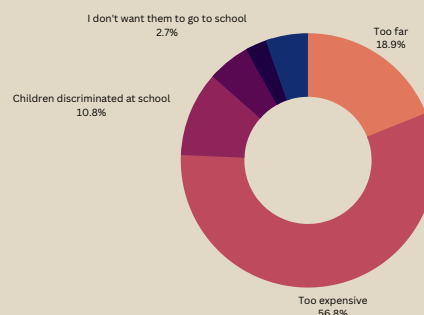
Why do you think it's important they go to school?



HHs who would like their female children to go to school



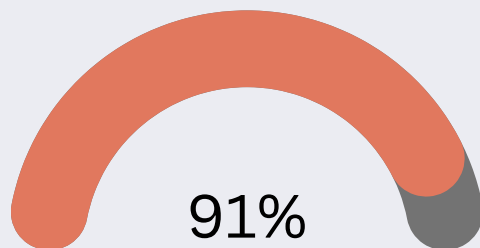
Why don't the female children go to school?



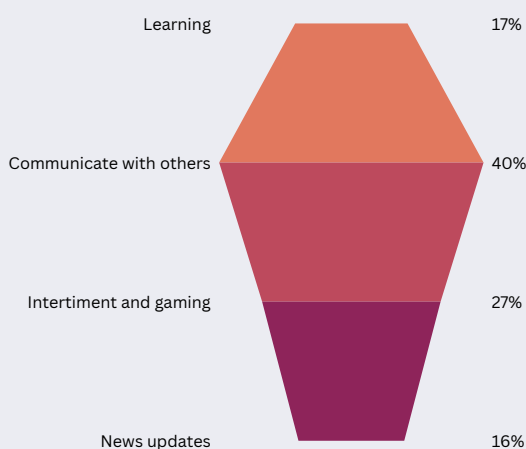
# FINDINGS COMMUNICATION

In order to provide quality services in the sites, humanitarian actors need to establish channels to communicate with the communities. The way people communicate with each other, and how they receive information to make decisions is a key-component to improve community engagement and establish effective two-way mechanisms.


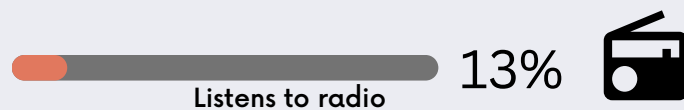
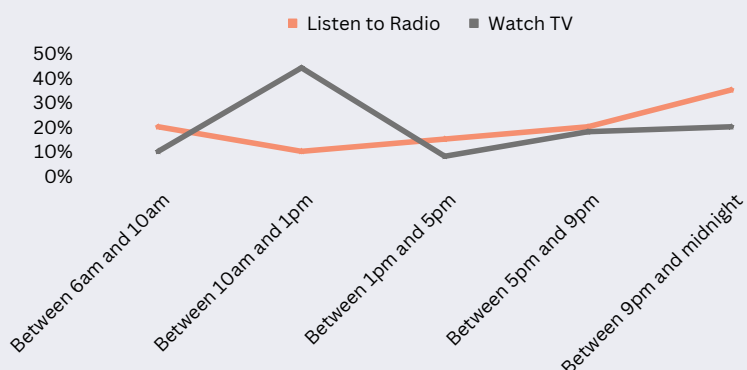
## HHs who believe they have enough information to make decisions



## Purpose of using internet

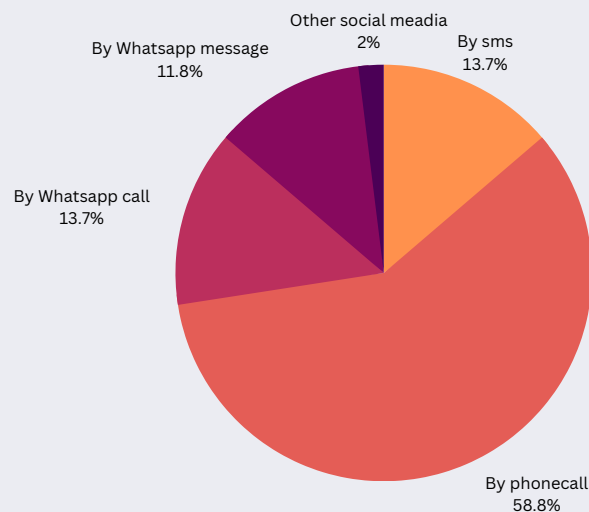


## Common time to watch TV and listen to radio



70% of the heads of households have a functioning mobile phone, while only 38% of them have access to the internet.

## The communication tools used to communicate with their relatives



# FINDINGS SOURCE OF LIVELIHOODS

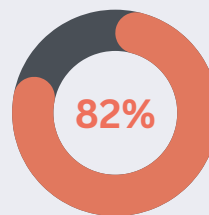
42%

are working during the day, while 28% are taking care of domestic affairs and 13% are begging.



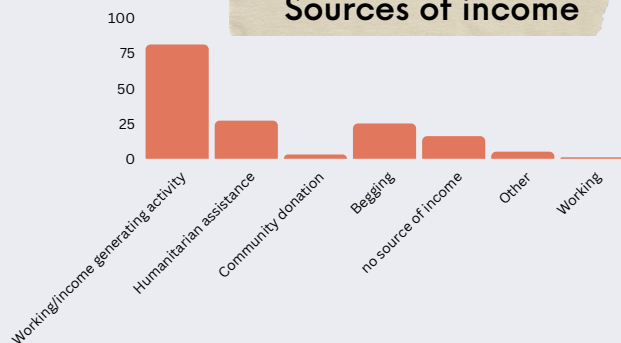
37%

of working people work on carrying stones and mud.



The reasons why some people sell their shelters and distributed goods is to get cash.

## Sources of income



61%

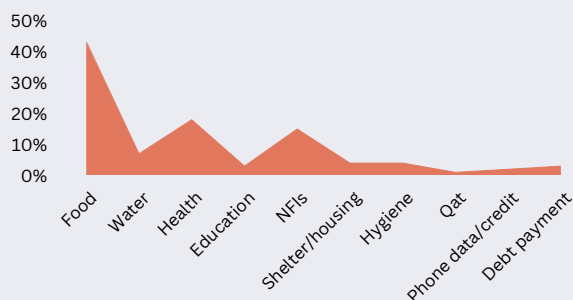
have 3 meals per day

76%

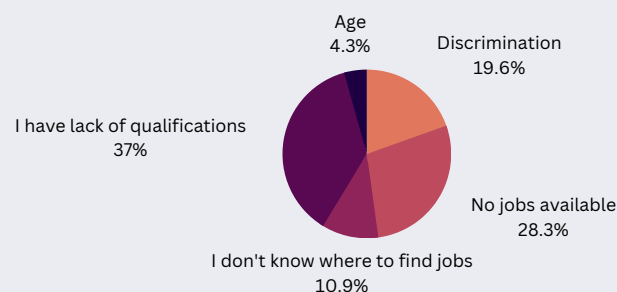
insufficient income to cover their needs

## Where do you spend your money?

43% FOOD 18% HEALTH 15% NFIs



## Challenges finding a job



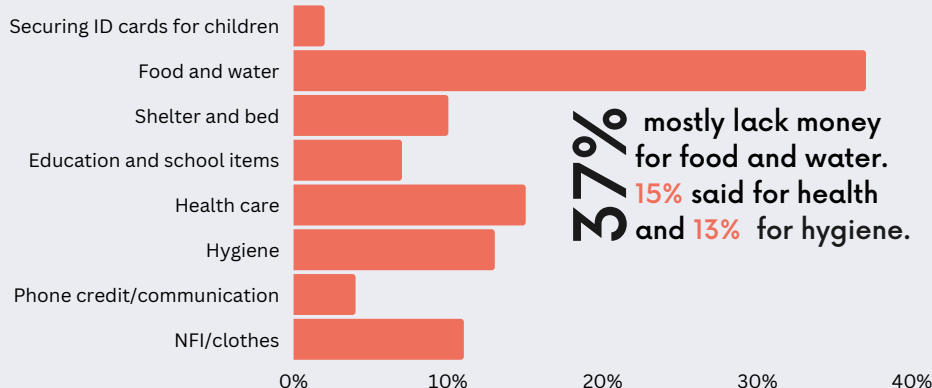
## How do you spend your free time?



97%

of people spend between 5.000 to 10.000 YR per week on Qat

## What do you lack money for?



37% mostly lack money for food and water. 15% said for health and 13% for hygiene.





# FINDINGS Shelter/ NFI


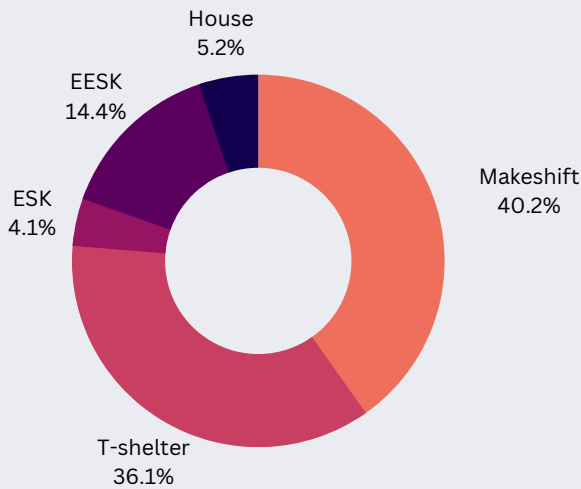
54%

Believe they live in adequate shelter for their families.

33%

HHs have been received shelters from NGOs and 85% of the received shelters are matching the needs

## Types of shelters



76%

Of HHs received NFIs from organizations, 78% said they were useful because they matched their needs. 16% said they came at the right time.

# FINDINGS Hygiene Kits



33%

Of HHs received HKs from organizations, and 85% said they were useful because they matched their needs. 15% said they came at the right time.

# FINDINGS Site Satisfaction




44%

NOT satisfied with service provision in their site

32%

consider they have adequate services in their sites

There is flooding in the site



14%

## Main needs faced in the rainy season

Leaking shelter  
Flooding in the site  
Cold  
Waterborne diseases  
Poor sanitation  
Goods getting spoiled

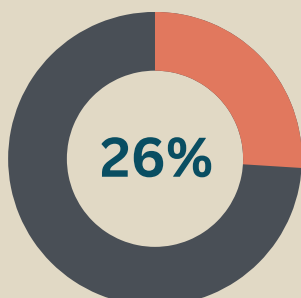
0% 10% 20% 30% 40%



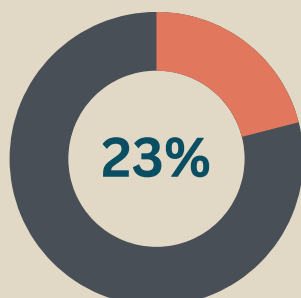
39%

Leaking shelters

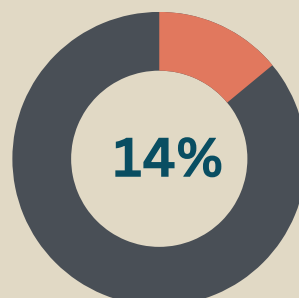
## Gaps in Aid Coverage



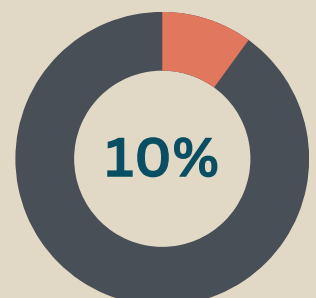
FSAC



SNFI



Health



WaSH

# FINDINGS Land Rights

18%

of the interviewed said that there have land ownership issues in their sites and they feel that 54% of these issues are related to their origin being Muhammshen.



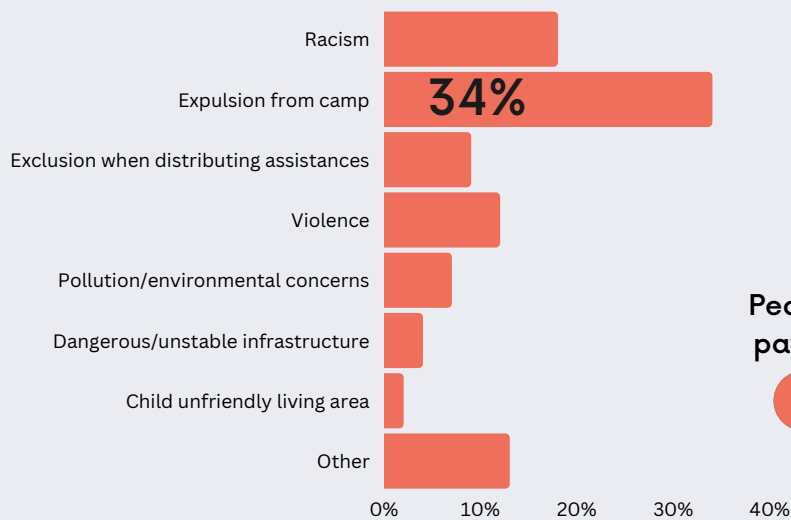
of the interviewed said that they have tension in the relationship between their family and the host community.

50%

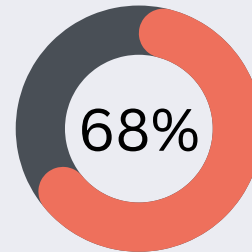
of the interview say the host community is limiting their access to the firewood and 21% said that the host community thinks that we are annoying them.

# FINDINGS Protection

## Reasons to feel at-risk at the site



## Aspire to integrate into the community they live now



## People that lack money to pay for ID documentation



Have been supported from legal aid protection services to obtain their documents

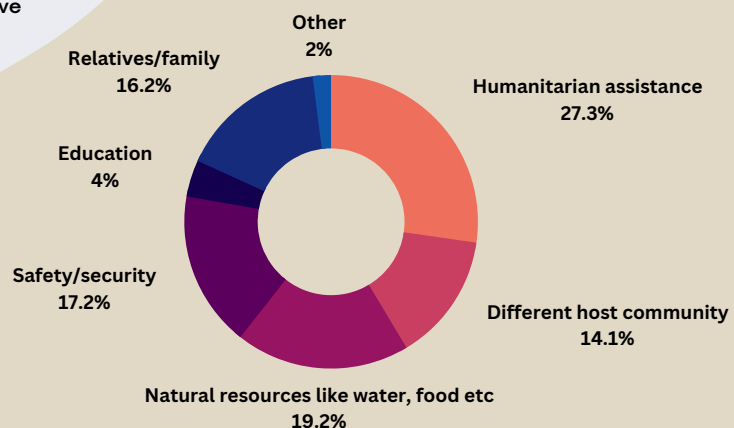


Obtained their documents from the authorities



Aspire to integrate into the community where they live now

## Factors that influence IDPs decision to move to another place



## EDUCATION

- They do want their kids to go to school, but there is 59% illiterate – more education programming is needed;
- Currently some schools don't allow IDPs or marginalized people to join, support towards acceptance and capacity of the school is recommended;
- Encouraging children to go to public schools by providing assistance to their HHs;

## LIVELIHOODS

- Build their capacity in order to minimize the need for bagging;
- Focus on in kind assistance, with a shift towards micro economy development projects, community-based projects, technical education, and vocational training;

## HEALTH

- Advocacy for treatment and assistance of chronic diseases;
- Nutrition partners with assistance for pregnant/lactating women;
- 1st aid kits distributions, as there is high percentage of self-care;
- Increasing the access to free health care;
- Delivery kits to support healthier/easier deliveries in the sites are recommended (40% of vulnerabilities being pregnant and lactating women, and 30% delivering at home), as well as awareness raising on health care facilities;
- Provision of midwife kits to professional midwives living nearby.

## PROTECTION

- Focus and programming inclusive for People with Disability given the high numbers;
- Integration programming, considering most of them would like to stay;

## SHELTER/WaSH

- Suitable shelter and sanitation facilities, so that they can cook and stop selling the distributed kits;
- Regular HP campaigns in the IDPs sites, to ensure best practices;

## MULTI-SECTOR/ GENERAL PROGRAMMING

- Awareness sessions on different topics, like cleaning campaigns, importance of education
- Projects like livelihood projects and community centers, considering they don't aim for moving, they want to stay where they are;



# NEXT STEPS

---

- Handover of findings to CCCM Cluster;
- Escalation of data collection;
- Expansion of the survey to meet more data needs expectations, based on partners feedback;
- Further work on the recommendations;
- Clarify some limitations regarding language.