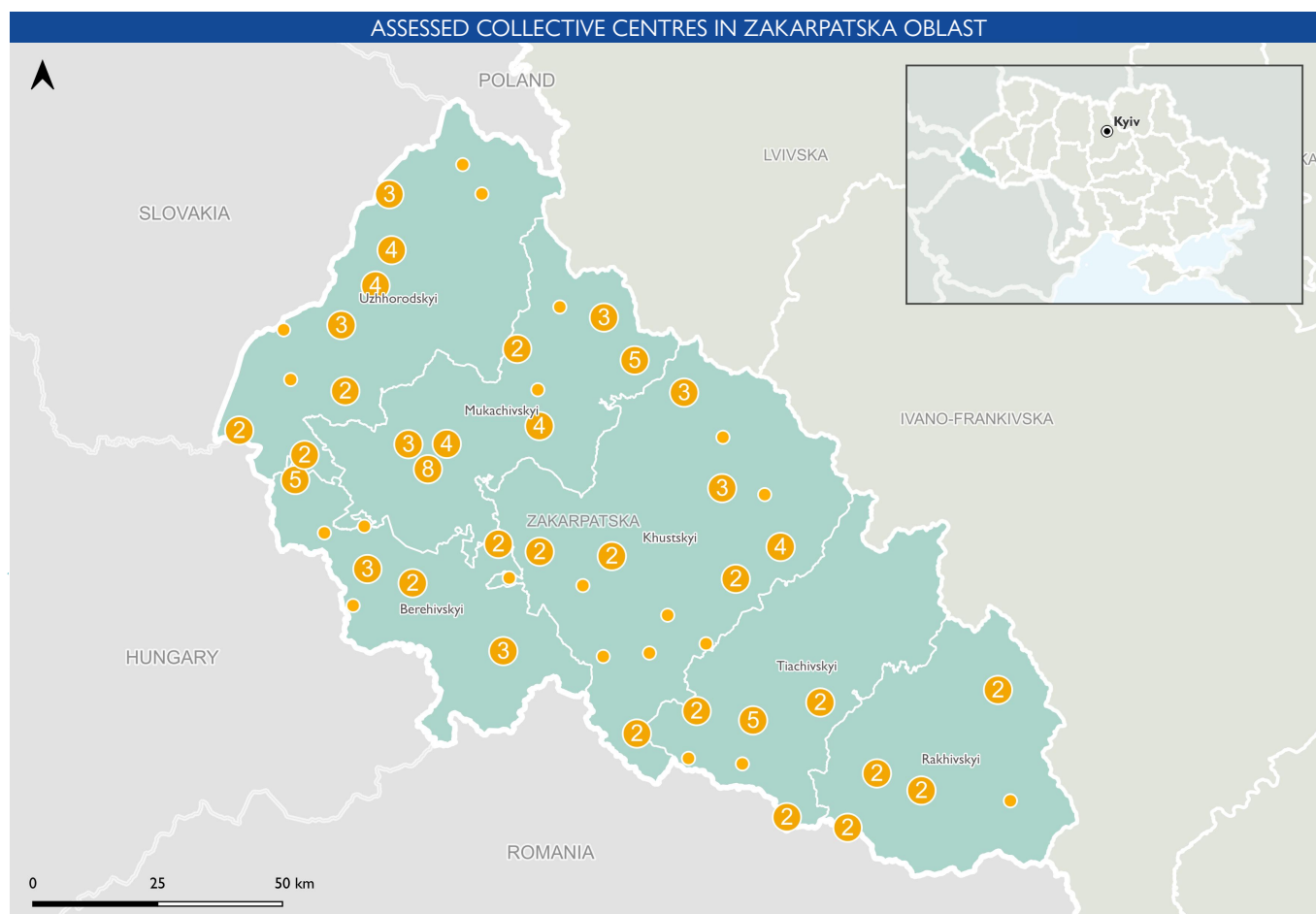


ZAKARPATSKA OBLAST COLLECTIVE CENTRE ASSESSMENT

Summary of IOM's Collective Centre Assessment, published 27th January 2023



OVERVIEW

Between 21 October 2022 to 21 December 2022, IOM CCCM teams, in collaboration with oblast authorities and local civil society organizations, conducted a CCCM Collective Centre assessment across all Zakarpatska oblast. Data was collected at the site-level at the request of the Zakarpatska oblast administrations and implemented through key-informant interviews with site managers/focal points as well as conducting observational assessments. All figures and narrative in this factsheet cover collective centres hosting (or capable of hosting) 30 people or more and are indicative of the situation in the sites at the time of collection.

COLLECTIVE CENTRE TYPES

A total of 125 sites were hosting IDPs at the time of assessment, with 30 centres empty but ready to host. 24% of collective centres assessed were kindergartens, 20% school buildings, with the remainder a mix of different types. 10 different Oblasts were reported as the Oblast of Origin for the majority of IDPs in the centres. The top 3 Oblasts of origin majorities were: Donetsk: (49%), Dnipropetrovska: (15%) and Zaporizka: (8%).

KEY FIGURES



3,328

individuals hosted in collective centres



7,127

total hosting capacity



125

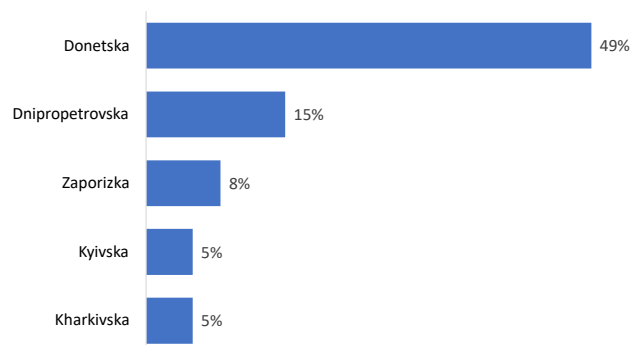
collective centres assessed



96%

of IDPs have no plan to transit to other locations

Top 5 oblasts of origin



MOST URGENT NEEDS

The most urgent needs, as identified by site managers:

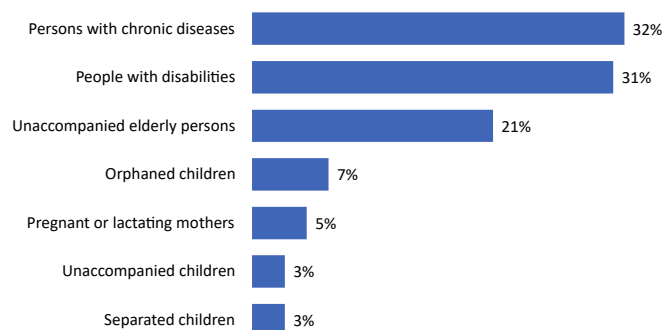
1. Generators
2. Food items
3. Beds, mattresses and blankets
4. Ovens and refrigerators
5. Washing/drying machines

VULNERABILITIES



51% of sites reported the presence of at least one vulnerable group in their site. Persons with chronic diseases were present in 32% of sites. People with disabilities were present in 31% of sites. Unaccompanied elderly persons were present in 21% of sites.

% of collective centres per vulnerability

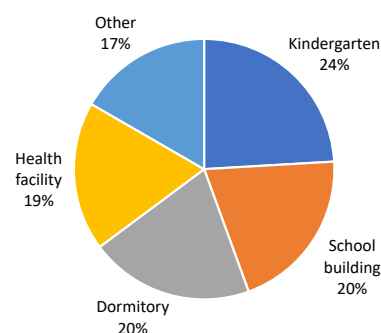


SITE ENVIRONMENT



76% of sites are not fully accessible for persons with mobility issues, with a lack of ramps as the most cited concern. 56% of sites are in need of fire extinguishers. The most common hazards are electrical (30%) and fire (6%). 27% of sites are without lockable storage spaces for belongings. 15% of sites do not have a sufficient heating system.

Collective centre type



SHELTER AND NFI



34% of sites reported a need for more mattresses, with approximately a further 1,207 mattresses required. 66% do not have enough bedding and blankets. 24% of sites reported a need for more beds, with approximately a further 1,093 beds required.

HEALTH



86% of sites have an active health referral system in place. 71% have health worker visits on a regular basis. 57% of sites have basic medicines available on-site. Psychosocial support is available in 50% of sites.

WASH



Only 5% of sites meet or exceed the standard of 20 persons per toilet. 30% of sites report the need for additional toilets and/or showers. 95% of sites do not have toilets and/or showers equipped for people with physical disabilities. Tap water is the most common source of drinking water (74%), followed by people bringing their own water (28%). 38% of sites are not connected to the public sewage network. There is a need for personal hygiene items at 79% of sites. 53% of sites report a need for additional washing machines.

SITE MANAGEMENT



50% of sites are managed by government, 46% by 'other' and the remainder by private individuals, religious or local NGOs. 28% of sites have staff present 24 hours per day, with 48% only during the day.

FOOD PROVISION



People purchase their own food at 48% of sites. 20% of sites do not contain a kitchen. 88% of sites report a need for additional kitchen appliances and furniture.



For more information please contact
Veronica Costarelli at vcostarelli@iom.int