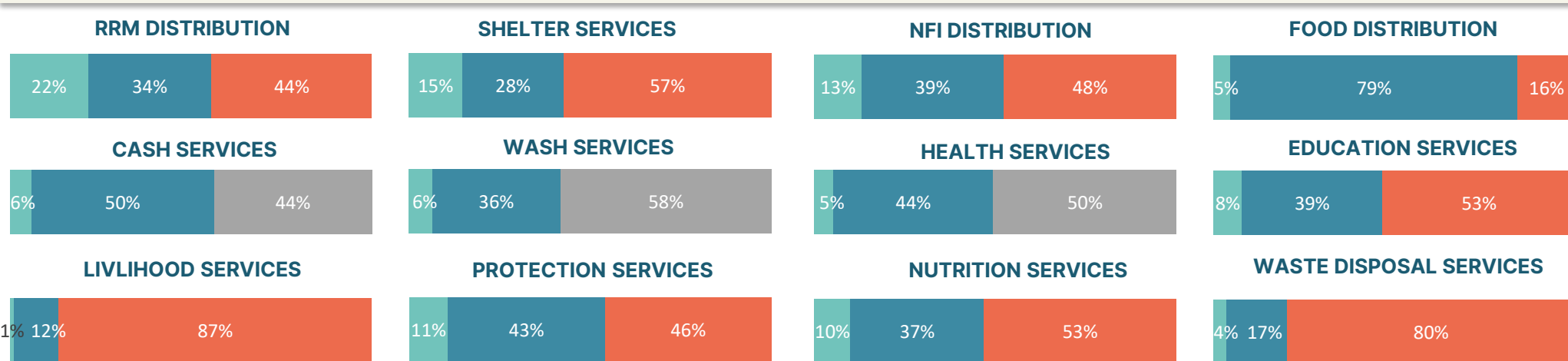


Estimated Gaps of services in Sites

As the cluster had in 2022 the site reporting tool data for around 66% of the sites running on a quarterly basis, using that we could see that the gaps are getting better slightly for some sites (covered sites) despite all, but as the needs and gaps are arising more and more for uncovered sites, the situation gets worse for some sectors

■ ADEQUATE
 ■ NON - ADEQUATE
 ■ NOT EXISTING



REFERRALS & ESCALATION SYSTEM

the Referral and Escalation System (RES) is to track site-level sectoral gaps until their resolution and to enforce the roles and responsibilities of each coordination structure involved in the process. This Referral and Escalation report captures only represents gaps in covered sites which were hard to solve by partners, and then were raised through the CCCM Referral and Escalation System, so the actual gaps are much higher on the ground.

CCCM CLUSTER YEMEN
COORDINATION MACHANISM

National

Sub-National

National

56

REFERRALS WAS PENDING FOR
MORE THAN A YEAR
(NEGATIVE RESPONSE)
100% ON THE NATIONAL
CORDINATION LEVEL

GAPS & REFERRALS TRACKED AND ADDRESSED 2022

12,313

USING THE AREA BASED
APPROACH AND SITE LEVEL

394

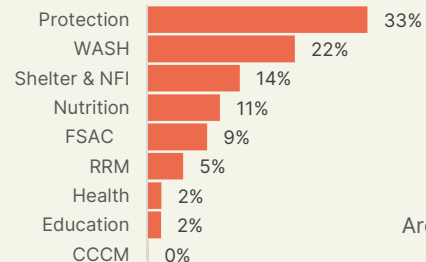
USING THE REFERRALS &
ESCALATION SYSTEM

These Represented Gaps are only those were hard to solve by partners in the field, So they raised these gaps through the CCCM Referral and Escalation System, many of the represented referrals are currently being coordinated for in all levels

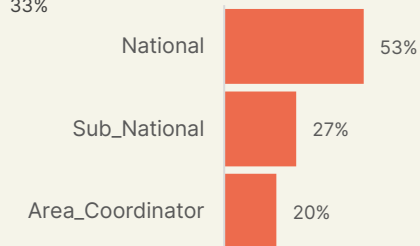
#PENDING GAPS & REFERRALS ON-GOING CORDINATION TO BE SOLVED – RES SYSTEM -2022

1,232

PENDING REFERRALS PER SECTOR



PENDING REFERRALS PER CORDINATION LEVEL





SHELTER & NFI

Pending Gaps Types

Non-Food Items (incl. heating/cooking stoves and fuel, lighting, etc. **50%**, Transitional Shelter issues **38%**, Emergency Shelter Kit **7%**, Shelter maintenance and upgrade **6%**

181 PENDING REFERRALS

Pending Gaps per Level



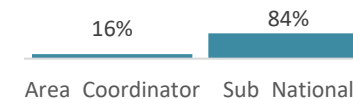
FSAC

Pending Gaps Types

IDPs not included in distribution / assistance list (caseload / individually / household) **100%**,

109 PENDING REFERRALS

Pending Gaps per Level



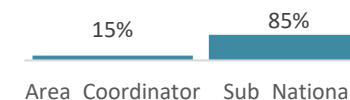
HEALTH

Pending Gaps Types

Critical health situation and diseases situation due to site environment / location **31%**, Physical and functional rehabilitation sessions, Provision of Prosthesis and orthosis (artificial limb) for beneficiaries in need **23%**, High level of IDP children in need for health care **19%**, others **27%**

26 PENDING REFERRALS

Pending Gaps per Level



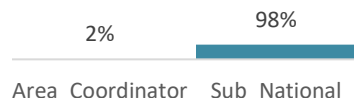
WASH

Pending Gaps Types

need for latrine Rehabilitation/maintenance **28%**, Need of basic hygiene kits (HKs) distribution **25%**, need for a water point **9%**, need for water trucking **5%**, others **8%**

293 PENDING REFERRALS

Pending Gaps per Level



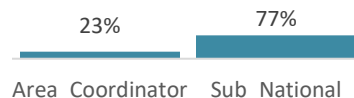
EDUCATION

Pending Gaps Types

need for school supplies/materials/ uniforms - request for support. **88%**, need for temporary additional classrooms **8%**, Overcrowded classes **4%**

26 PENDING REFERRALS

Pending Gaps per Level



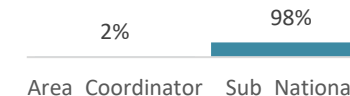
PROTECTION

Pending Gaps Types

IDPs lacking / missing legal documentation **40%**, Needs for cash assistance **34%**, High level of women head of household **12%**, Separated and unaccompanied children **8%**

400 PENDING REFERRALS

Pending Gaps per Level



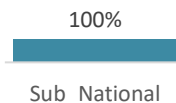
NUTRITION

Pending Gaps Types

Lack of nutrition supplies (RUTF, RUSF, WSB) **47%**, Lack of treatment for malnutrition (SAM/MAM) cases **44%**, IYCF not integrated into nutrition services provided **9%**,

131 PENDING REFERRALS

Pending Gaps per Level



RRM

Pending Gaps Types

Need for RRM distribution **100%**

65 PENDING REFERRALS

Pending Gaps per Level

