

# 12.8 MILLION PERSONS OF CONCERN

The total population of concern (PoC) to UNHCR in West and Central Africa (WCA) relates to the people UNHCR is mandated to protect and assist. It includes those who have been forcibly displaced; those who have returned home within recent years; those who are stateless or at risk of statelessness; and other groups to whom UNHCR has extended its protection or assisted on a humanitarian basis.

**1.6** MILLION REFUGEES & ASYLUM-SEEKERS

**7.5** MILLION INTERNALLY DISPLACED PERSONS

**1.6** MILLION STATELESS & AT RISK OF STATELESSNESS

**1.7** MILLION RETURNED INTERNALLY DISPLACED

**0.1** MILLION REFUGEES RETURNEES

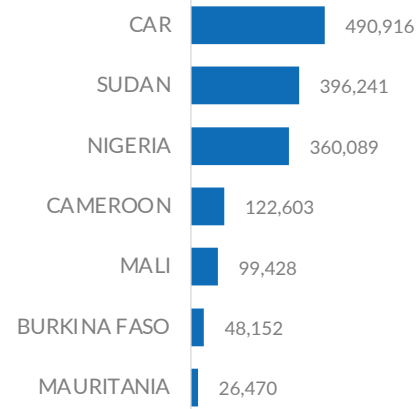
**0.1** MILLION OTHERS OF CONCERN

The total of 1.6 million refugees represent a 7% increase from September 2021. Chad hosts the largest number of refugees with 68% from Sudan. Cameroon hosts the second largest number of refugees mainly from CAR (72%) and Nigeria (27%).

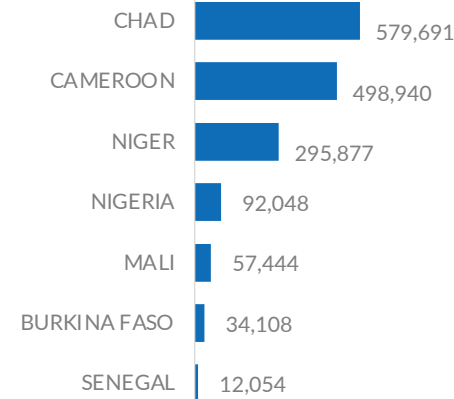
The number of internally displaced rose to an estimated 7.3 million. Nigeria hosts 42% of IDP population in the region. Burkina Faso is the second largest country in terms of IDPs (21%).

The Lake Chad Basin hosts 38% of forcibly displaced population in West and Central Africa. Central Sahel hosts the second largest number (30%) with the majority being Internally Displaced Persons in Burkina Faso (56%).

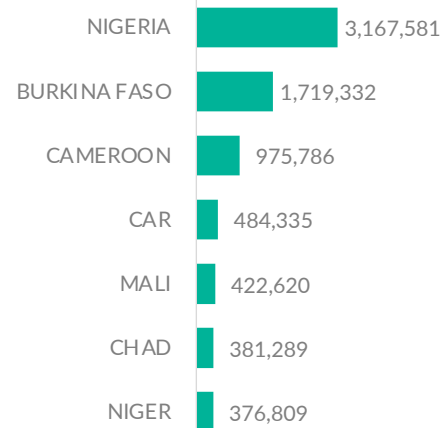
## MAIN COUNTRIES OF ORIGIN



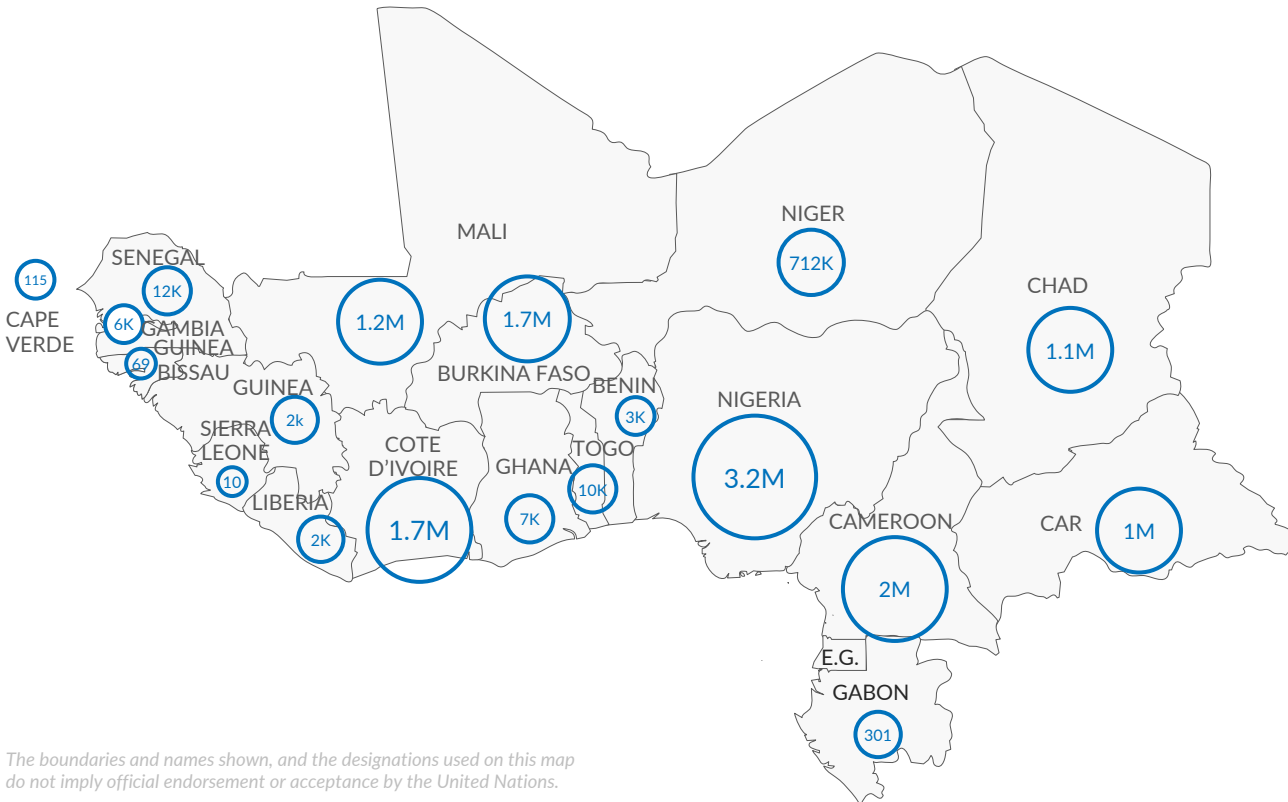
## MAIN COUNTRIES OF ASYLUM



## INTERNAL DISPLACEMENTS



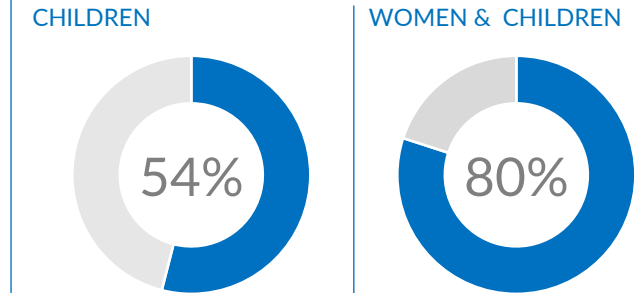
## PERSONS OF CONCERN BY COUNTRY



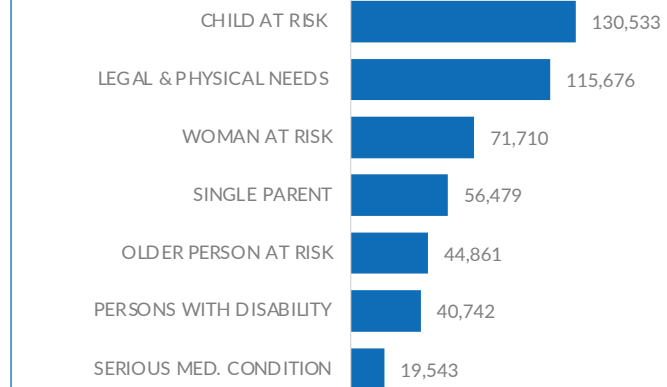
The boundaries and names shown, and the designations used on this map do not imply official endorsement or acceptance by the United Nations.

	REFUGEES	ASYLUM SEEKERS	REFUGEES RETURNEES	IDPs	RETURNED IDP	STATELESS	OTHERS	TOTAL
BENIN	1,820	1,154						2,974
BURKINA FASO	33,534	574		1,719,332				1,753,440
CAMEROON	490,075	8,865		975,786	548,206			2,022,932
CAPE VERDE						115		115
CAR	11,128	416	31,657	484,335	499,430			1,026,966
CHAD	574,833	4,858		381,289			101,551	1,062,531
COTE D'IVOIRE	5,590	191				1,656,330		1,662,111
GABON	247	54						301
GAMBIA	4,511	1,026						5,537
GHANA	6,086	800						6,886
GUINEA	2,217	269						2,486
GUINEA BISSAU	32	37						69
LIBERIA	1,638	845						2,483
MALI	56,589	855	84,806	422,620	695,598			1,260,468
NIGER	253,590	42,287		376,809			38,956	711,642
NIGERIA	90,508	1,540	3,880	3,167,581				3,263,509
SENEGAL	11,788	266						12,054
SIERRA LEONE	10							10
TOGO	9,126	750						9,876
GRAND TOTAL	1,553,322	64,787	120,343	7,527,752	1,743,234	1,656,445	140,507	12,806,390

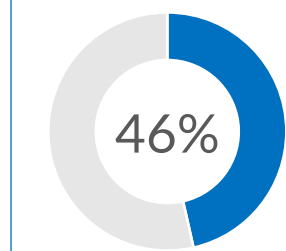
## REFUGEE POPULATION PROFILE



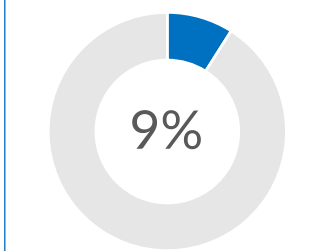
## REFUGEES WITH SPECIFIC NEEDS



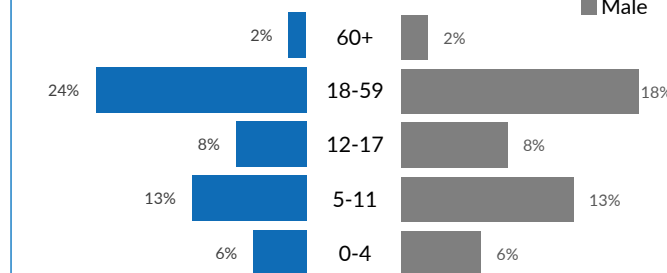
## REFUGEES IN CAMPS



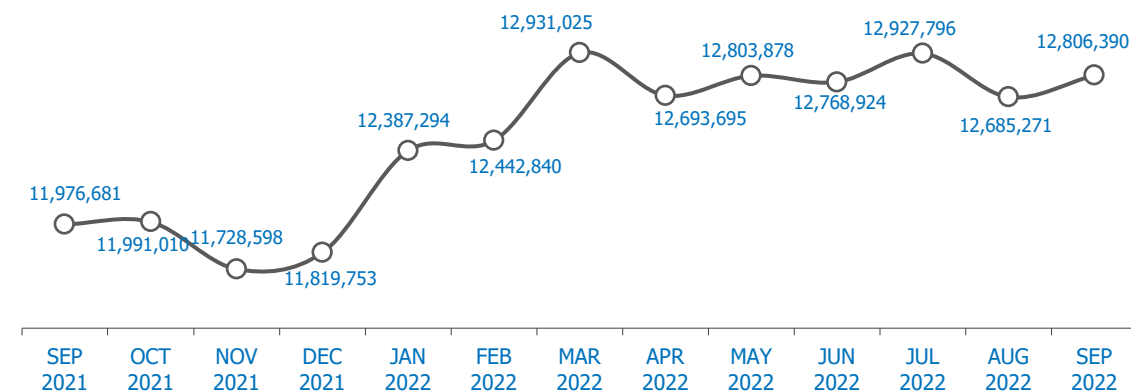
## REFUGEES IN URBAN AREA



## DEMOGRAPHICS

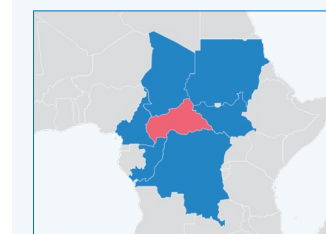


## POPULATION TRENDS



## SITUATIONS

### CAR SITUATION

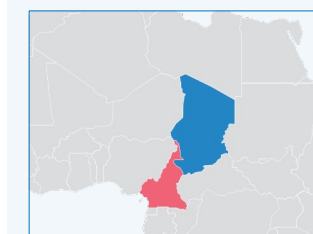


**744,028**  
REFUGEES AND ASYLUM-SEEKERS

**484,335**  
INTERNALLY DISPLACED PERSONS

These figures represent refugees from Central African Republic in neighboring countries (Cameroon, Chad, Congo, the Democratic Republic of Congo, Sudan, South Sudan) and IDP in Central African Republic.

### FAR NORTH CAMEROON

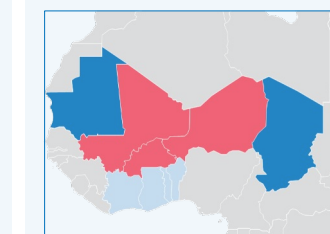


**35,137**  
REFUGEES AND ASYLUM-SEEKERS

**36,276**  
INTERNALLY DISPLACED PERSONS

These figures represent Cameroonian refugees in Chad and forcibly displaced people following the outbreak of violence in the Far North region of Cameroon in December 2021.

### SAHEL SITUATION



**1,068,078**  
REFUGEES AND ASYLUM-SEEKERS

**2,900,050**  
INTERNALLY DISPLACED PERSONS

These figures represent all refugees and IDPs in Central Sahel (Burkina Faso, Mali, Niger), Chad and Mauritania. Refugees from Central Sahel in neighboring coastal countries (Benin, Cote d'Ivoire, Ghana, Togo) are also included.