



### Overview

#### Achievements

Many partners scaled up interventions to support the new arrivals as well as meet the needs of existing refugees. Digitalizing cash transfers through agency banking and mobile money ensured that vulnerable households received cash assistance in a timely, efficient and discreet manner. Financial literacy trainings were delivered in all settlements to support vulnerable households utilize the cash appropriately. This quarter saw the engagement of more financial service providers in the refugee response, most of whom are now developing tailor made financial products for refugees. Initiatives to link refugees with financial service providers through credit facilities will expand their access to credit. The link between humanitarian cash transfers and the longer, more sustainable social protection transfers continues to be a key discussion amongst cash partners in Uganda.

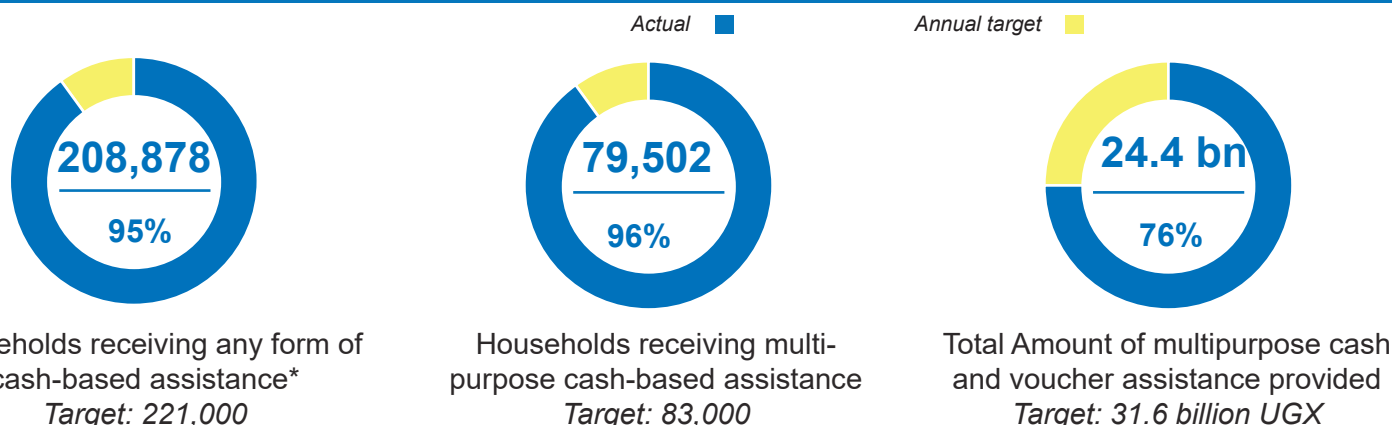
#### Challenges

Food and commodity prices remained high during this quarter, attributed to global increase of fuel prices / inflation. As a result, many households that were previously food secure, particularly in southwestern region, experience food insecurity. As implementation of digitization of cash continues, it was evident that the merchant payment system is not fully appreciated and utilized by refugees. Partners implementing cash assistance in the operation work with mobile network operators (MNO) to provide sustainable solutions to promote the use of merchant payments among refugee populations.

#### Key priorities and gaps

The priority in Q3 will be to update education, food security and livelihoods minimum expenditure basket (MEB) components. As the individual profiling exercise (IPE) process is finalized, the key focus will be the implementation of targeted cash transfers to ensure that the most vulnerable get the assistance they need to meet their basic needs. A referral mechanism established by the Uganda Cash Consortium will complement sectoral cash provided to vulnerable households, education for school going children as well as address protection concerns. Finally, Q3 will continue to have more engagements with key financial service providers (FSP) aimed at enhancing access to credit for refugees and increase financial and digital literacy training.

### Key indicators



### Objective: Access to cash and voucher assistance for basic needs expanded

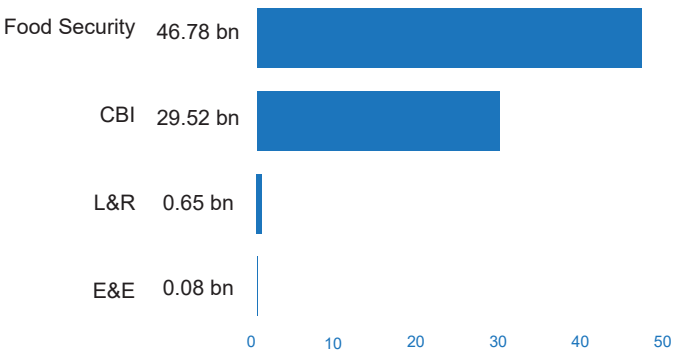
Indicator	Actual	Target/Standard ('22)	Actual against annual target
<b>Households receiving any form of cash-based assistance*</b>			
- Congolese and other refugees	116,556	116,000	>100%
- South Sudanese refugees	82,626	100,400	82%
- Burundian refugees	9,696	4,000	>100%
<b>Households receiving multi-purpose cash-based assistance</b>			
- Congolese and other refugees	26,353	34,000	78%
- South Sudanese refugees	50,508	47,000	>100%
- Burundian refugees	2,641	2,000	>100%
<b>Amount of multi-purpose cash and voucher assistance</b>			
- Congolese and other refugees	6.42 bn	21.4 bn	30%
- South Sudanese refugees	17.45 bn	8.8 bn	>100%
- Burundian refugees	0.48 bn	1.4 bn	34%

### Objective: Financial inclusion and access to financial services promoted

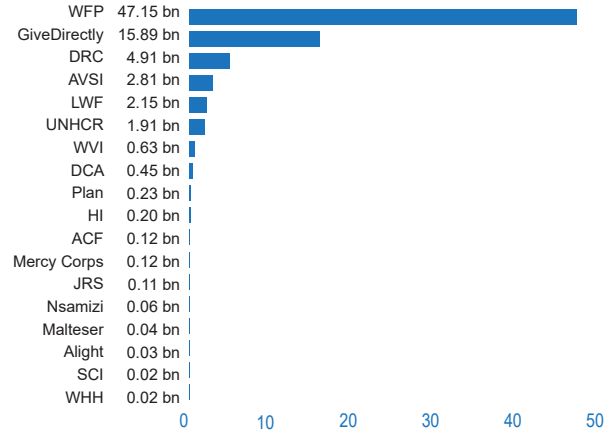
Indicator	Actual	Target/Standard ('22)	Actual against annual target
<b>Individuals receiving financial literacy trainings</b>			
- Congolese and other refugees	41,094	10,000	>100%
- South Sudanese refugees	28,867	14,000	>100%
- Burundian refugees	5,025	1,000	>100%

Cross-sectoral analysis of all cash-based interventions (amounts in UGX)

Amount of cash transfers by sector (in billions)

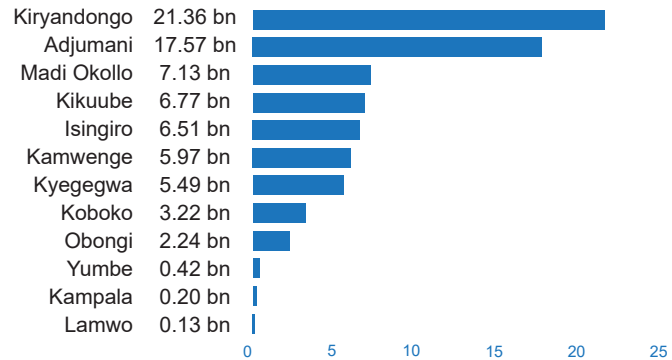


Amount of cash transfers by partner (in billions)

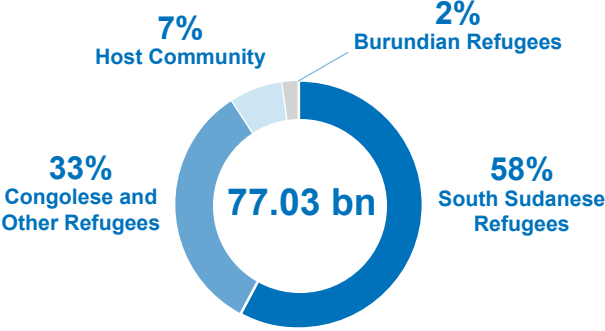


Note: for Livelihoods & Resilience the value of CBI interventions is only based on cash-for-work, as amounts for households who received productive assets through cash are not available. Host community interventions are included in all cases.

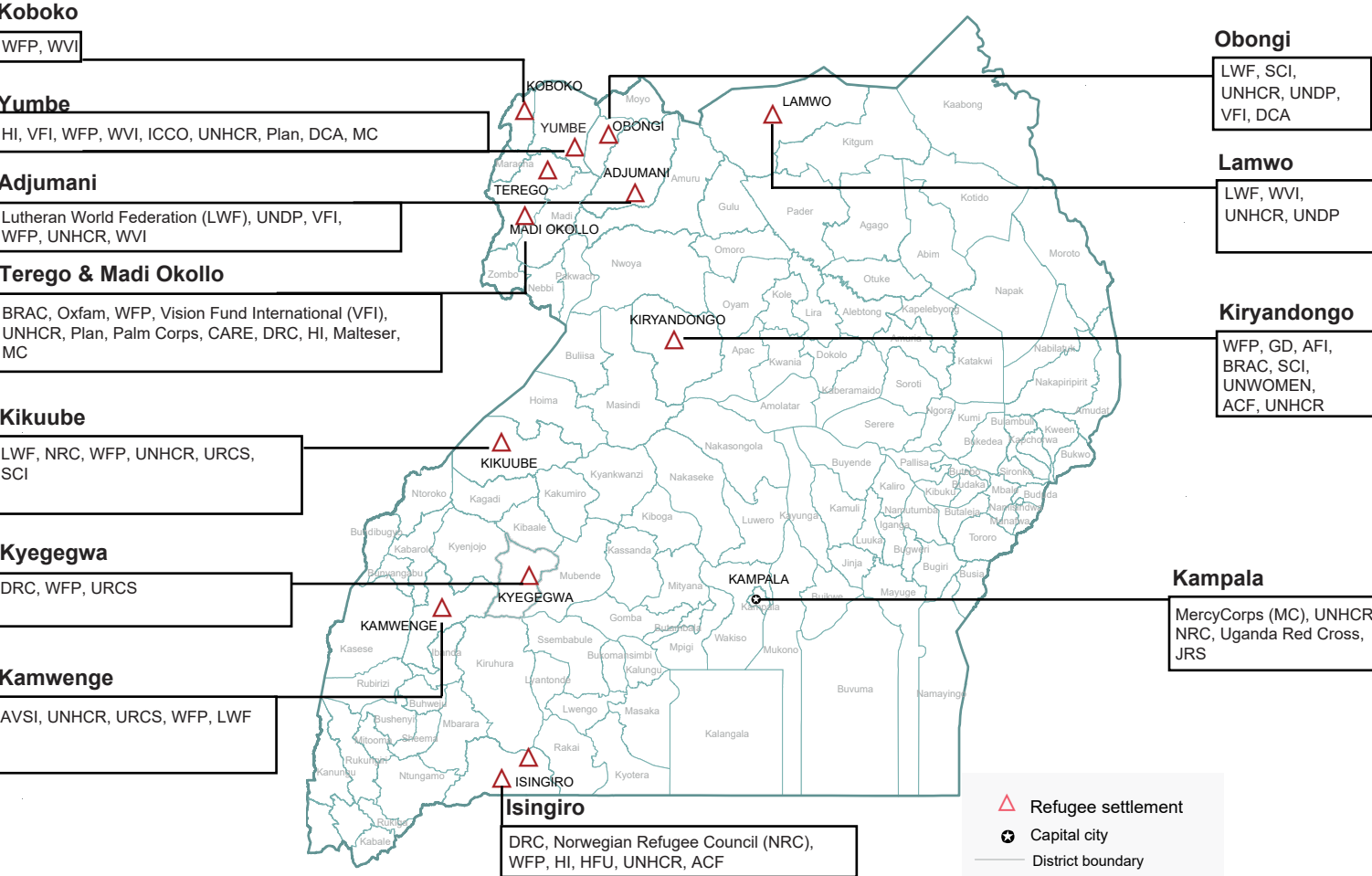
Amount of cash transfers by district (in billions)



Cash transfers by beneficiary type



Operational presence



The boundaries and names shown and the designations on this map do not imply official endorsement or acceptance by the United Nations