

Somalia

1 - 30 April 2022

In April, 45,619 new internal displacements were monitored by the UNHCR-led Protection and Returns Monitoring Network (PRMN). Drivers include drought related (25,468), conflict and insecurity (18,524), Floods (36) and others (1,591).

Banadir (14,721) received the highest number of displaced persons followed by Mudug (11,265), while Galgaduud (3,708), and Gedo (2,925) regions also received relatively high numbers.



Refugees & Asylum-Seekers

At the end of April 2022, there were 32,961 refugees and asylum-seekers registered in Somalia, mainly from Ethiopia (17,861 asylum seekers and 4,705 refugees) and Yemen (9,002 refugees and asylum seekers). The remaining 1,393 persons of concerns were from other countries including Syria (1,113), Tanzania (139) and other countries (141).



Refugee Returnees (2014 - 2022)

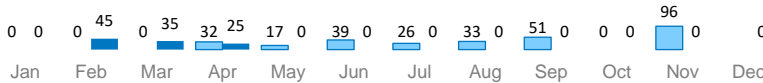
Since December 2014, 92,698 Somali refugees have voluntarily returned to Somalia with UNHCR assistance from different countries of asylum including Kenya, Yemen, Djibouti, Libya, Sudan and Eritrea. In addition, some 47,314 Somalis were monitored as arriving from Yemen since March 2015.

Region	Ethiopia	Yemen	Other
Woq. Galbeed	10,134	4,234	1,023
Bari	7,067	1,656	41
Nugaal	2,722	220	18
Mudug	1,299	35	20
Togdheer	188	122	34
Sanaag	131	18	4
Awdal	293	163	8
Banadir	12	2,427	240
Sool			
Middle Shabelle			
Lower Shabelle			70
Other	720	55	5
TOTAL	22,566	9,002	1,393

Region	Kenya	Yemen	Other
Lower Juba	54,508	16	128
Banadir	15,772	4,120	871
Bay	9,655	83	22
Gedo	2,922	2	44
Middle Juba	1,539		1
Middle Shabelle	798	41	25
Lower Shabelle	104	79	2
Hiraan	42	6	22
Woq. Galbeed	18	527	338
Galgaduud	15		3
Nugaal	13	29	19
Other	184	513	233
TOTAL	85,570	5,416	1,708

Somali returnees from Kenya by month

Year	Total
<=2019	84,981
2020	190
2021	294
2022	105



Assisted spontaneous returnees from Yemen by month

Year	Total
<=2019	1,682
2020	329
2021	0
2022	0



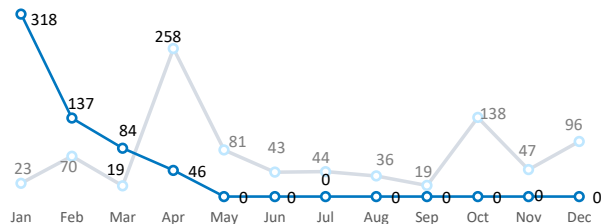
Somalia Internal DISPLACEMENT

Displacements monitored by UNHCR Protection and Return Monitoring Network (PRMN)

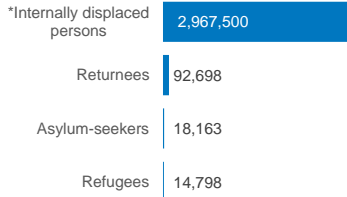
Monthly internal displacement (2021 - 2022)

(in thousands)

Year	People
2021	874,000
2022	585,000

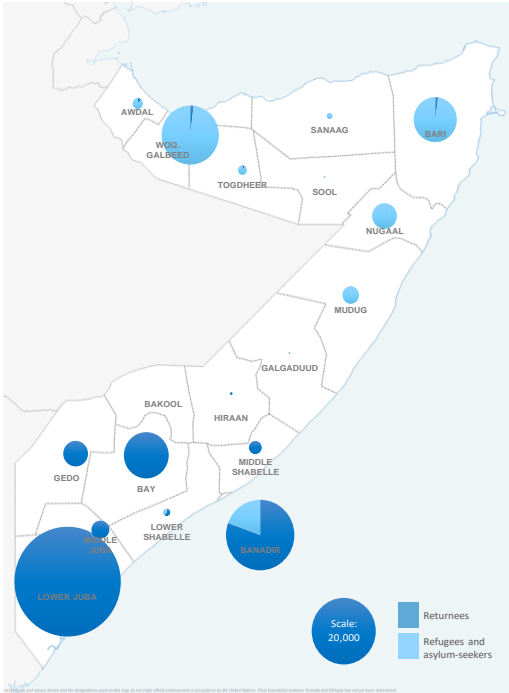


Population of concern

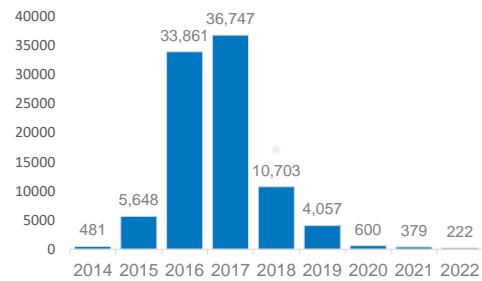


*Estimated internally displaced persons as of November 2020 (Source: Information Management Working Group)

Returnees, refugee and asylum seekers map



Number of returnees (with assistance from UNHCR) since 2014



2022 displacement reasons

Drought	526,000
Conflict/Insecurity	54,000
Other	5,000
Flood	
Total	585,000

2022 top arrival regions

Banadir	161,000
Galgaduud	139,000
Mudug	101,000
Gedo	56,000
Togdheer	39,000
Bay	25,000
Lower Juba	15,000
Bari	8,000
Other	41,000
Total	585,000

April 2022 displacement reasons

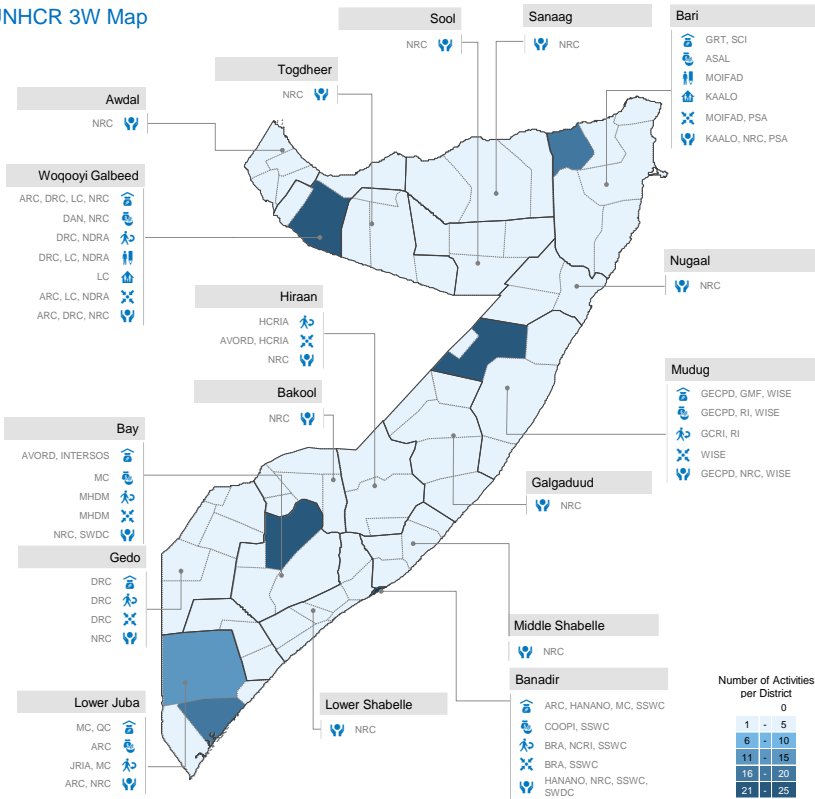
Drought	25,000
Conflict/Insecurity	19,000
Other	2,000
Flood	
Total	46,000

April 2022 top arrival regions

Banadir	15,000
Mudug	11,000
Galgaduud	4,000
Gedo	3,000
Togdheer	2,000
Bari	2,000
Lower Juba	2,000
Middle Shabelle	1,000
Other	6,000
Total	46,000

Somalia

UNHCR 3W Map



Number of activities by region and category

Region	Shelter	Protection	Durable Solutions	Security	Community Empowerment	Logistics
Awdal						4
Bakool						5
Banadir	10	3	3			3
Bari	6	2	1	4	1	1
Bay	8	3	3			1
Galgaduud						5
Gedo	2		2			1
Hiraan			1			1
Middle Juba						3
Lower Juba	11	1	6			19
Mudug	5	3	4	1		1
Nugaal						3
Sanaag						4
Middle Shabelle						4
Lower Shabelle						7
Sool						4
Togdheer						4
Woqooyi Galbeed	6	3	5	2	3	1

Category	Sub-category
BASIC NEEDS AND ESSENTIAL SERVICES	Water, Transport, Cash Grants, Core Relief Items, Education, Health
LEADERSHIP, COORDINATION AND PARTNERSHIPS	Cluster Coordination - Protection, Shelter, COCM
FAVOURABLE PROTECTION ENVIRONMENT	Facility Rehabilitation, Equipment, Peaceful Coexistence
FAIR PROTECTION PROCESSES AND DOCUMENTATION	Registration, Profiling, Civil Documentation
DURABLE SOLUTIONS	Return Assistance, Transit Center, Counseling
SECURITY FROM VIOLENCE AND EXPLOITATION	Legal Protection, SGBV Prevention & Response, Material Assistance, PRMN
COMMUNITY EMPOWERMENT, SELF RELIANCE AND SELF MANAGEMENT	Cash Grants, Employment, Business, Vocational Training
LOGISTICS AND OPERATIONS SUPPORT	PDM, Warehouse Management, Transport

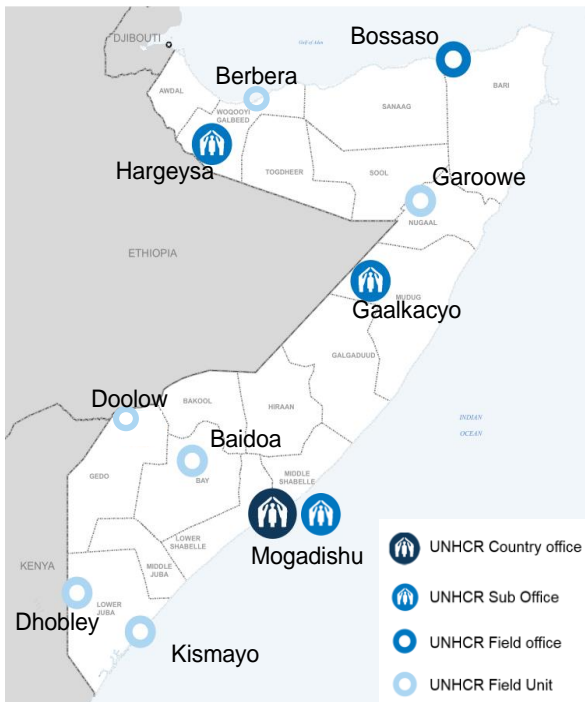
UNHCR Presence

Staff

121 National Staff
48 International Staff
29 Affiliate Workforce

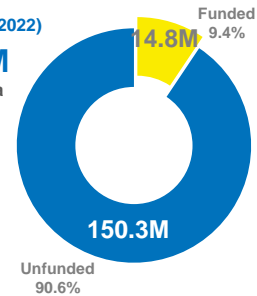
Offices

1 Country Office in Mogadishu
3 Sub-Offices in Gaalkacyo, Hargeysa and Mogadishu
1 Field Office in Bossaso
6 Field Units in Baidoa, Dhobley, Garoowe, Kismayo, Berbera and Doolow
1 Support Office in Nairobi



Funding (as of 5 May 2022)

USD 157.5 M requested for Somalia



UNREMARKED CONTRIBUTIONS | USD

Sweden 95.2 million | Norway 72.5 million | Netherlands 37.2 million | Denmark 35.6 million | Germany 27 million | France 18.5 million | Switzerland 18.4 million | Private donors Spain 19.9 million | Belgium 11.9 million | Ireland 11.8 million

Algeria | Armenia | Bulgaria | Canada | Estonia | Finland | Iceland | Liechtenstein | Lithuania | Luxembourg | Monaco | Montenegro | Peru | Qatar | Republic of Korea | Saudi Arabia | Singapore | Thailand | Turkey | Uruguay | Private donors

Contact

Magatte Guisse, Representative, Somalia
guisse@unhcr.org, Cell: +252 611 634 665

Links

[Somalia: Global Focus](#) - [Somalia: Information sharing portal](#) - [UNHCR Somalia](#) - [@UNHCRSom](#) - [Facebook: UNHCR Somalia](#) - [Somalia internal displacement](#)

UNHCR is grateful for the generous contributions of donors who have directly contributed to the UNHCR Somalia operation in 2022

