

Libya

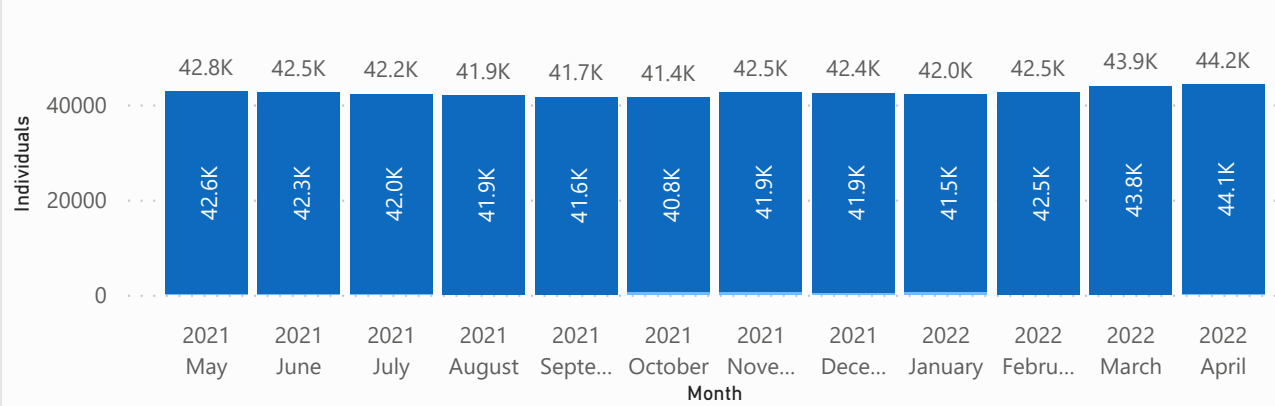
Statistical Dashboard (1 May 2022)

Key Figures

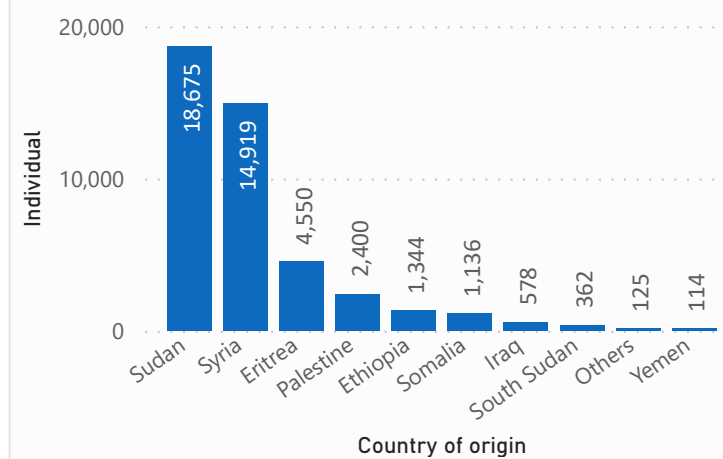
44,203 Refugees & Asylum Seekers
 21,832 Cases
 19,744 Men
 8,891 Women
 15,568 Children
 1,517 Elderly

Refugee trends

Location ● DC ● Urban



Country of Origin



Place of Residence

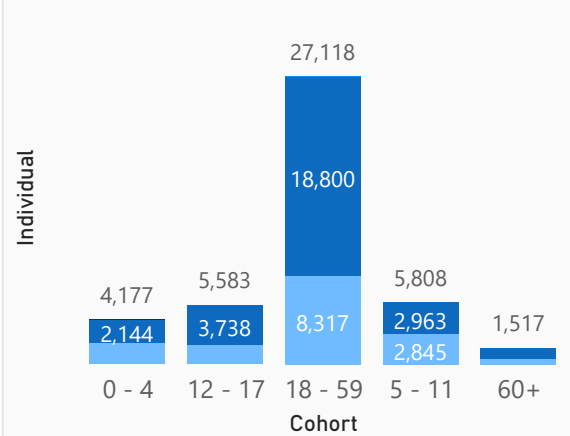
Mantika	# of Individuals	% of Individuals
Tripoli	20,837	47.14%
Aljfara	7,029	15.90%
Misrata	5,075	11.48%
Unknown	3,760	8.51%
Azzawya	2,311	5.23%
Zwara	1,712	3.87%
Almargeb	1,255	2.84%
Benghazi	957	2.17%
Al Jabal Al Gharbi	420	0.95%
Al Jabal Al Akhdar	159	0.36%
Wadi Achchati	127	0.21%

Specific Needs Categories

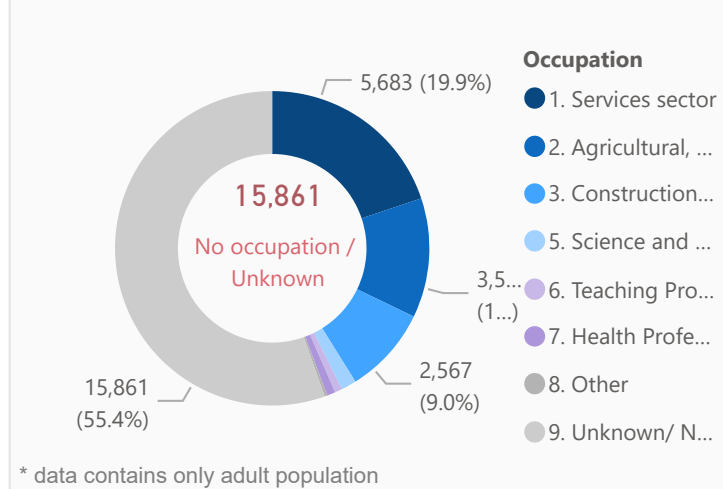
Categories	Individuals	% Value
Woman at risk	1,613	3.65%
Unaccompanied or separated children	1,650	3.73%
Torture	220	0.50%
Specific legal/protection needs	25,329	57.30%
Single parent or caregiver	491	1.11%
Serious medical condition	5,659	12.80%
Older person at risk	880	1.99%
Family unity	880	1.99%
Disability	154	0.35%
Child at risk	3,630	8.21%
_Total	28,553	64.60%

Demographics

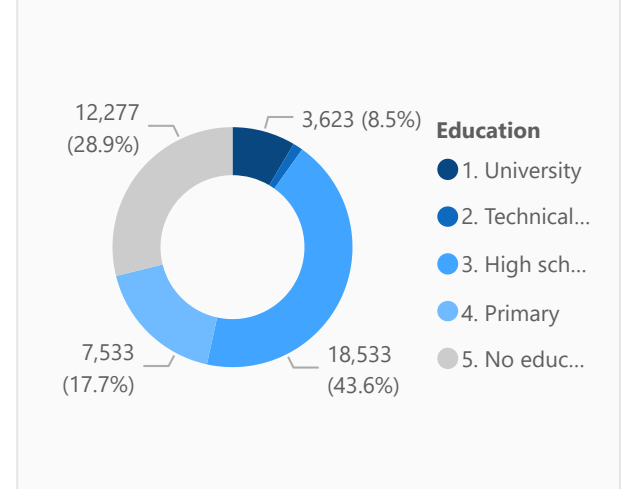
Sex ● Female ● Male ● Other ● Unknown



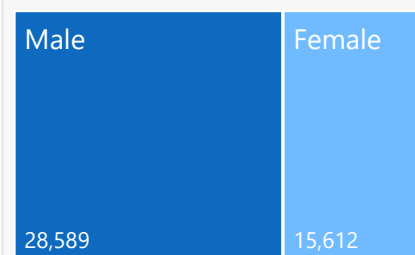
Occupation at the country of origin



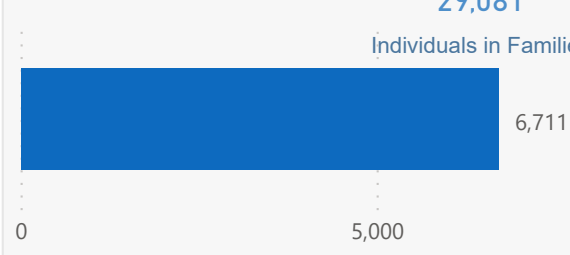
Education level at the country of origin



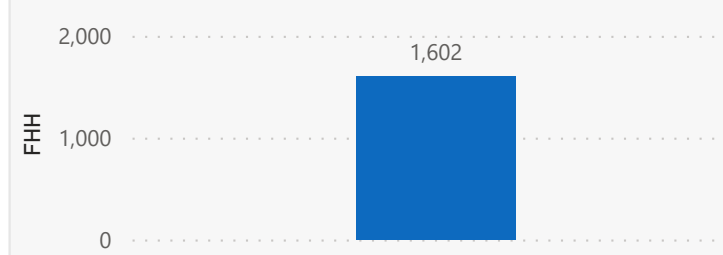
Gender



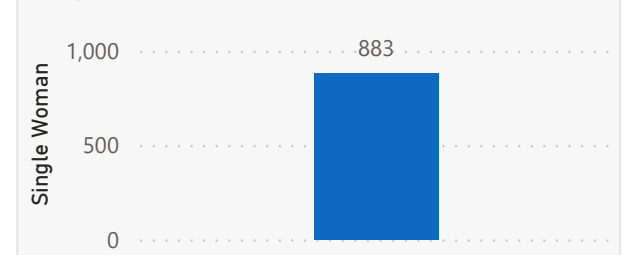
Families



Female Headed Households



Single Women


8,553

 with multiple
Specific Needs
Categories