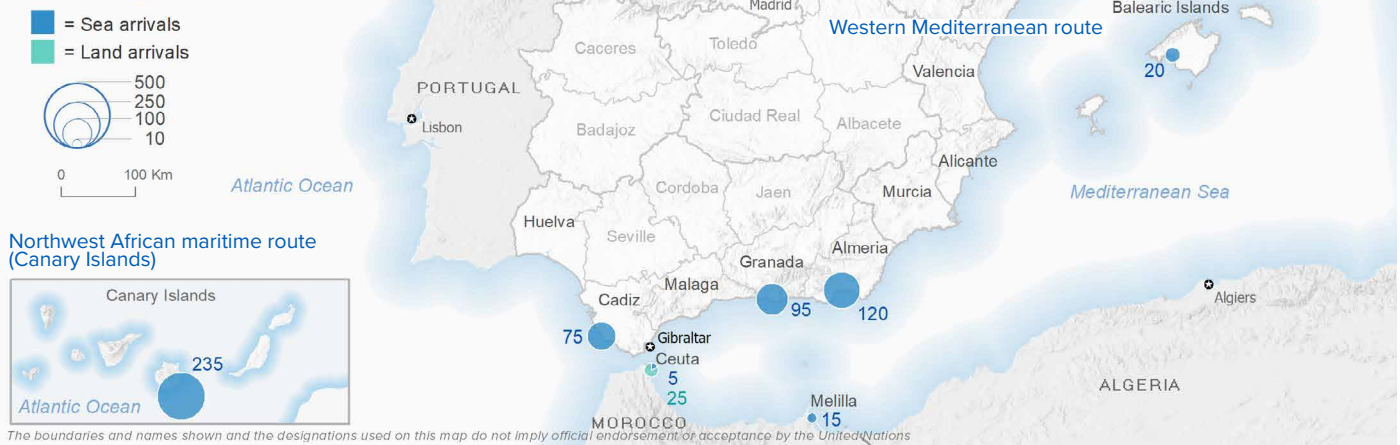


SPAIN Weekly snapshot - Week 17 (25 Apr - 1 May 2022)

The charts below are based on figures from the Ministry of Interior and UNHCR estimates. All figures are provisional and subject to change

Refugees & migrants: sea and land arrivals in week 17¹



Arrivals in Spain

10,452
 Arrivals as of
 1 May 2022²

+25%
 Dif. 2021

9,244
 Sea Arrivals²
 Dif. 2021: +14%

1,208
 Land Arrivals²
 Dif. 2021: +379%

590
 Arrivals Week 17¹
 Dif. last week: +115%
 Dif. 2021: +36%

Western Mediterranean

3,708
 Arrivals as of
 1 May 2022²

+4%
 Dif. 2021

2,500
 Sea Arrivals²
 Dif. 2021: -25%

1,208
 Land Arrivals²
 Dif. 2021: +379%

355
 Arrivals Week 17¹
 Dif. last week: +68%
 Dif. 2021: +138%

Northwest African maritime (Canary Islands)

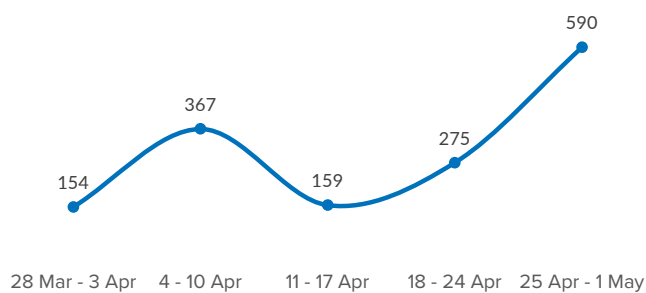
6,744
 Arrivals as of
 1 May 2022²

+41%
 Dif. 2021

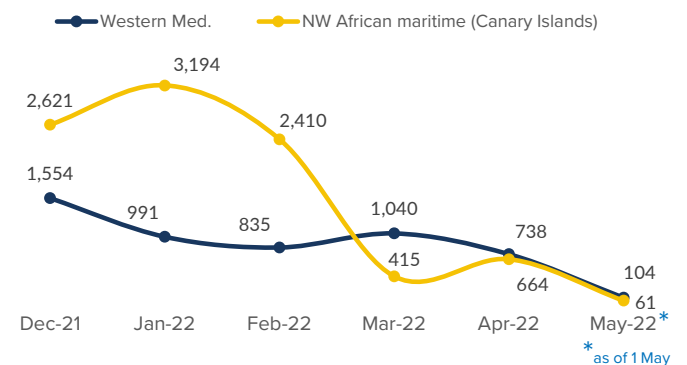
6,744
 Sea Arrivals²
 Dif. 2021: +41%

235
 Arrivals Week 17¹
 Dif. last week: +267%
 Dif. 2021: -17%

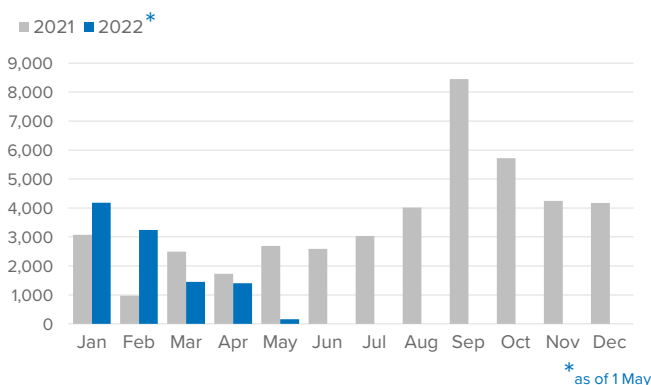
Arrivals in Spain during the last five weeks¹



Arrivals in Spain by route during the last six months¹



Arrivals in Spain per month²



Arrivals in Spain per year²

